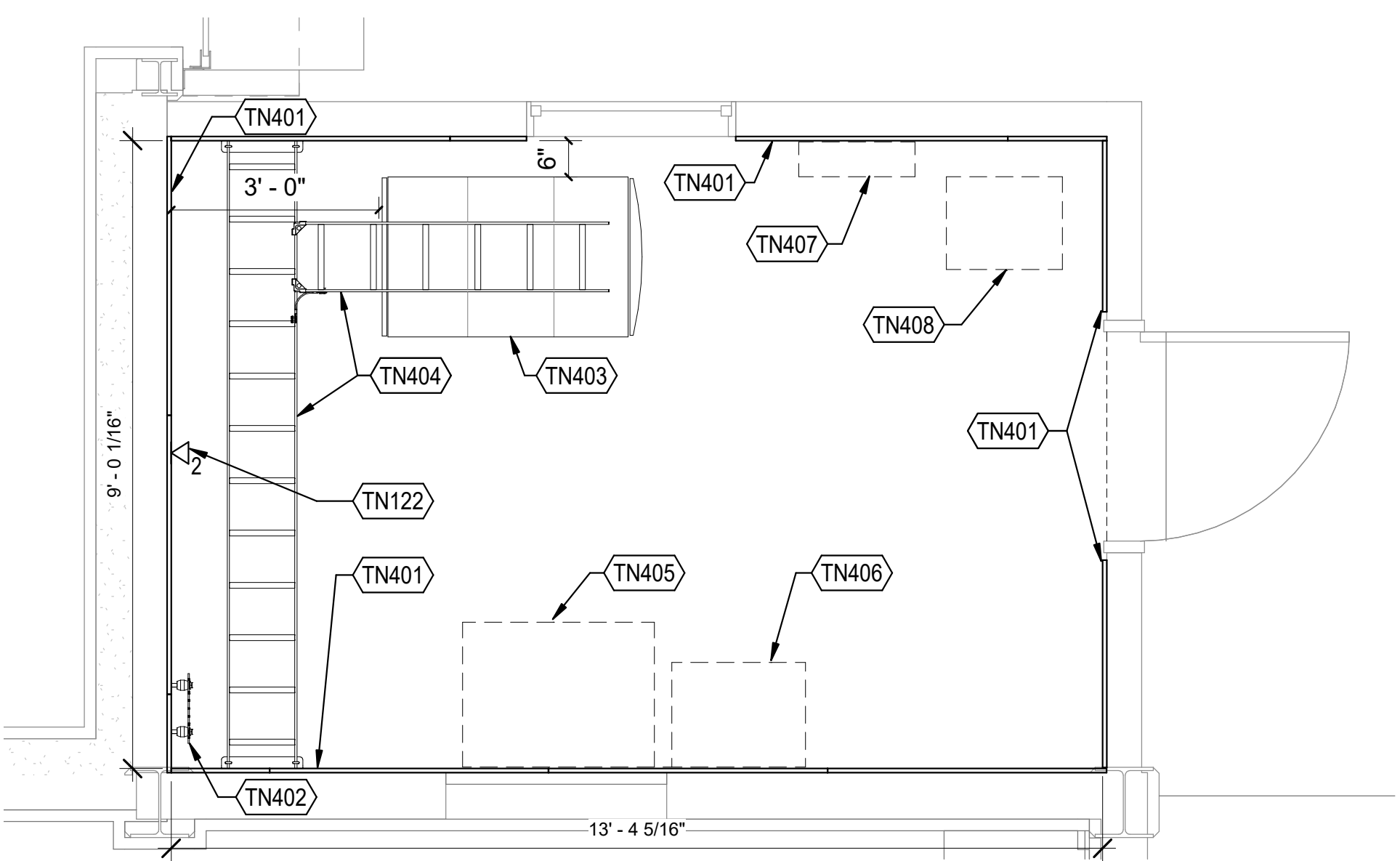
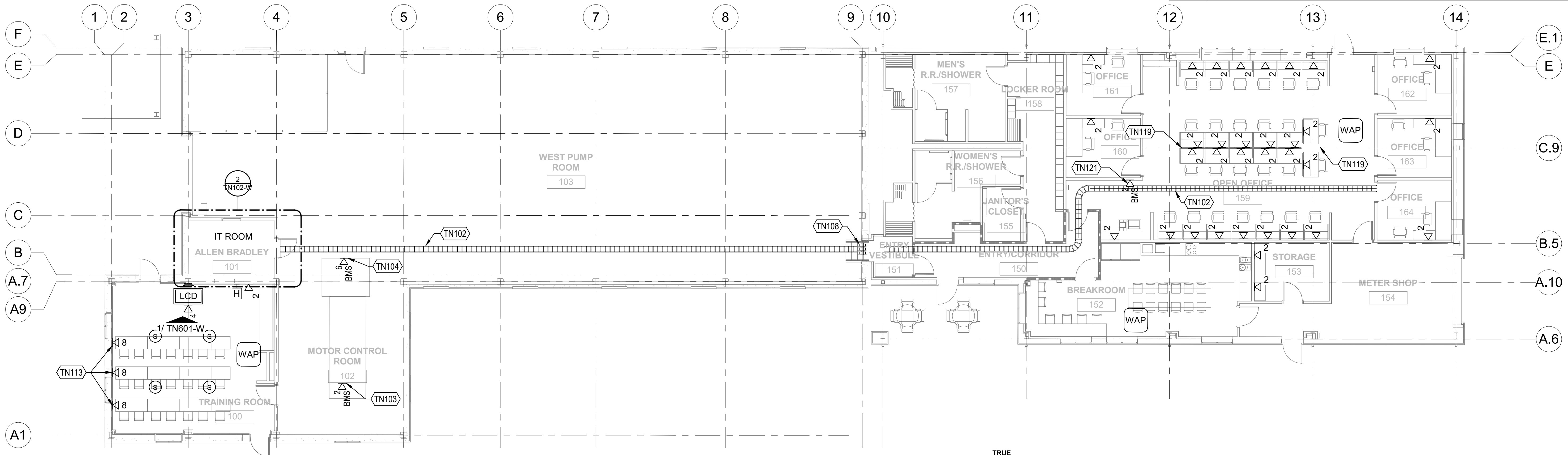



PLOT DATE: 4/27/2023 14:13:41
SHEET NAME: TN102-W



KEYNOTES	
TN102	PROVIDE AND INSTALL 12" BASKET TRAY.
TN103	THE 2-CABLE OUTLET SHOWN SHALL SUPPORT THE AUTOMATIC LOAD TRANSFER PLC WITHIN ELECTRICAL SWITCHGEAR. COORDINATE EXACT PLACEMENT OF NETWORK OUTLET WITH ELECTRICAL CONTRACTOR PRIOR TO INSTALLATION.
TN104	THE 6-CABLE OUTLET SHOWN SHALL BE CONFIGURED AS THREE (3) 2-PORT OUTLETS TO SUPPORT THE DIGITAL MOTOR MANAGEMENT RELAYS. COORDINATE EXACT PLACEMENT OF NETWORK OUTLETS WITH ELECTRICAL CONTRACTOR PRIOR TO INSTALLATION.
TN108	PROVIDE AND INSTALL THREE (3) 4" FIRE-RATED SLEEVES BETWEEN ACCESSIBLE CEILINGS.
TN113	EACH 8-PORT OUTLET SHOWN SHALL BE CONFIGURED AS (2) 4-PORT WALLPLATES. REFERENCE 4/TN501-W.
TN119	FLOORBOX FURNITURE FEED WITH 1-1/4" CONDUIT FOR COMMUNICATIONS CABLING TO NEAREST CABLE TRAY. INCLUDE PULL BOX ABOVE CEILING, WHERE CONDUIT STUBS DOWN WALL INTO SLAB.
TN121	2-CABLE OUTLET FOR FIRE ALARM PANEL. COORDINATE TERMINATION LOCATION WITH THE FIRE ALARM CONTRACTOR.
TN122	2-CABLE OUTLET FOR ACCESS CONTROL PANEL. COORDINATE TERMINATION LOCATION WITH THE ACCESS CONTROL CONTRACTOR.
TN401	PROVIDE FIRE-RATED 3/4-INCH AC PLYWOOD IN PORTRAIT ORIENTATION, PLACED SIDE-BY-SIDE BEGINNING AT 6-INCHES AFF. THIS PLYWOOD SHALL BE PAINTED WITH TWO COATS OF FIRE-RETARDANT PAINT ON ALL SIX SIDES. CARE SHOULD BE USED TO MASK THE FIRE-RATED STAMP FOR AHJ REVIEW.
TN402	CONTRACTOR TO FURNISH AND INSTALL TELECOMMUNICATIONS GROUNDING BUSBAR PER SPECIFICATIONS AT 7' 0" AFF.
TN403	EXISTING DFW COMMUNICATIONS CABINET TO BE RELOCATED TO THIS POSITION WITHIN THE ROOM.
TN404	PROVIDE AND INSTALL A 12" WIDE LADDER RACK ABOVE THE CABINET.
TN405	ALLEN BRADLEY INSTRUMENT PANEL. SHOWN HERE FOR REFERENCE ONLY. REFER TO M-102-W DRAWING FOR ADDITIONAL INFORMATION.
TN406	SUPERVISORY CONTROL PANEL. SHOWN HERE FOR REFERENCE ONLY. REFER TO M-102-W DRAWING FOR ADDITIONAL INFORMATION.
TN407	ELECTRICAL PANEL, BY ELECTRICAL CONTRACTOR. SHOWN HERE FOR REFERENCE ONLY. REFER TO THE ELECTRICAL DRAWINGS FOR ADDITIONAL INFORMATION.
TN408	ELECTRICAL TRANSFORMER, BY ELECTRICAL CONTRACTOR. SHOWN HERE FOR REFERENCE ONLY. REFER TO THE ELECTRICAL DRAWINGS FOR ADDITIONAL INFORMATION.



TBPE FIRM NO. F-2966
1999 BRYAN ST. SUITE #3500
DALLAS, TX 75201
(214) 638-0145



DRAWN BY:
TLC
APPROVED BY:
TLC
ISSUED DATE:
01/27/2023

NO	DATE	REVISION
0	01/27/2023	ISSUED FOR BID

WEST POTABLE WATER PUMP STATION
REHABILITATION/IMPROVEMENTS
TECHNOLOGY FLOOR PLANS - WEST PUMP
STATION

CONTRACT NUMBER: 9500810

PERMIT NUMBER: A18-142B

SHEET NUMBER:
TN102-W

138 OF 146 SHEETS

SCALE (S) AS NOTED ON THIS SHEET ARE BASED ON A FULL SIZE 22 X 34 SHEET.