MidAtlanticBroadband

# Lodging OSP and WiFi Upgrade
# Malmstrom Air Force Base – Great Falls, MT

## 100% Design Document

| | | | |
|---|---|---|---|
| Drawn By: Josh Bowie, RCDD | Revision Number: 00 | Print Date: 10/23/2024 | Total Pages: 14 |

**Draft Copy for Review**
**Not for Construction**


Southern Networked Solutions, Inc.
P.O. Box 1222
Ocean Springs, MS 39566
USA
Phone: (228) 875-7336
Fax: (228) 875-0087


Bicsi
Registered Communications Distribution Designer
Joshua K. Bowie
BICSI ID # 142787
Expires 12-31-24
RCDD

| Rev | Revision History | Date |
|---|---|---|
| | | |

| | | |
|---|---|---|
| Project Identifier<br>Malmstrom AFB<br>Lodging IT Infrastructure Upgrade | Rev No.<br>00 | Drawing No.<br>T-000 |
| Sheet Title<br>Title Page | Sheet No.<br>1 of 14 | |

Date
10/23/2024


This drawing and all information contained herein is the property of Southern Networked Solutions, Inc. and shall not be used for any purpose other than the specified project without the written permission of Southern Networked Solutions, Inc.


Disclaimer: This drawing and all information contained herein is provided "as is" without any warranties, express or implied, including, but not limited to, the implied warranties of merchantability and fitness for a particular purpose.

# Malmstrom AFB
# Lodging OSP and WiFi Upgrade
# OSP Conduit and Fiber Route

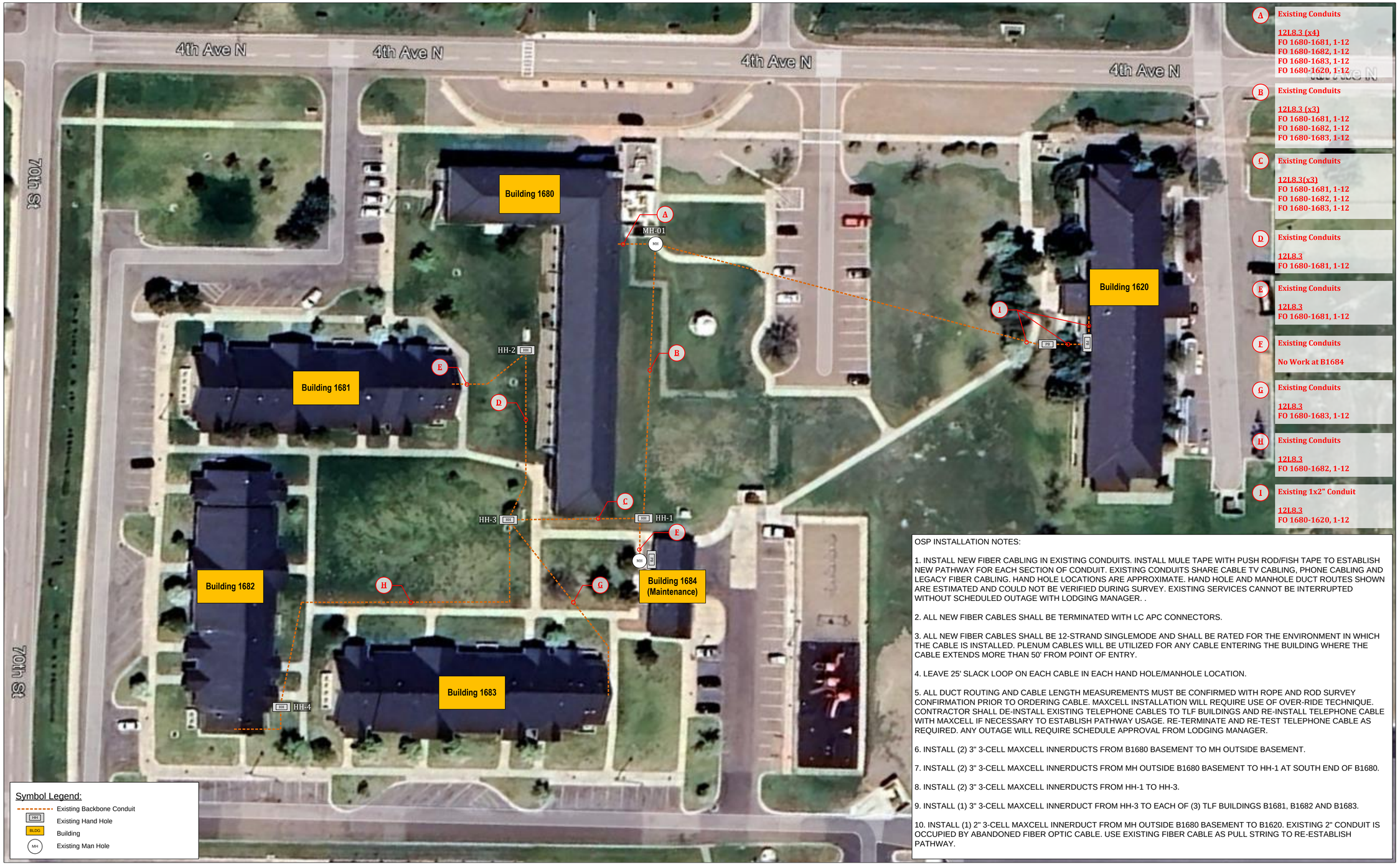


**A** Existing Conduits

12L8.3 (x4)
FO 1680-1681, 1-12
FO 1680-1682, 1-12
FO 1680-1683, 1-12
FO 1680-1620, 1-12

**B** Existing Conduits

12L8.3 (x3)
FO 1680-1681, 1-12
FO 1680-1682, 1-12
FO 1680-1683, 1-12

**C** Existing Conduits

12L8.3(x3)
FO 1680-1681, 1-12
FO 1680-1682, 1-12
FO 1680-1683, 1-12

**D** Existing Conduits

12L8.3
FO 1680-1681, 1-12

**E** Existing Conduits

12L8.3
FO 1680-1681, 1-12

**F** Existing Conduits

No Work at B1684

**G** Existing Conduits

12L8.3
FO 1680-1683, 1-12

**H** Existing Conduits

12L8.3
FO 1680-1682, 1-12

**I** Existing 1x2" Conduit

12L8.3
FO 1680-1620, 1-12

OSP INSTALLATION NOTES:

1. INSTALL NEW FIBER CABLING IN EXISTING CONDUITS. INSTALL MULE TAPE WITH PUSH ROD/FISH TAPE TO ESTABLISH NEW PATHWAY FOR EACH SECTION OF CONDUIT. EXISTING CONDUITS SHARE CABLE TV CABLING, PHONE CABLING AND LEGACY FIBER CABLING. HAND HOLE LOCATIONS ARE APPROXIMATE. HAND HOLE AND MANHOLE DUCT ROUTES SHOWN ARE ESTIMATED AND COULD NOT BE VERIFIED DURING SURVEY. EXISTING SERVICES CANNOT BE INTERRUPTED WITHOUT SCHEDULED OUTAGE WITH LODGING MANAGER. .

2. ALL NEW FIBER CABLES SHALL BE TERMINATED WITH LC APC CONNECTORS.

3. ALL NEW FIBER CABLES SHALL BE 12-STRAND SINGLEMODE AND SHALL BE RATED FOR THE ENVIRONMENT IN WHICH THE CABLE IS INSTALLED. PLENUM CABLES WILL BE UTILIZED FOR ANY CABLE ENTERING THE BUILDING WHERE THE CABLE EXTENDS MORE THAN 50' FROM POINT OF ENTRY.

4. LEAVE 25' SLACK LOOP ON EACH CABLE IN EACH HAND HOLE/MANHOLE LOCATION.

5. ALL DUCT ROUTING AND CABLE LENGTH MEASUREMENTS MUST BE CONFIRMED WITH ROPE AND ROD SURVEY CONFIRMATION PRIOR TO ORDERING CABLE. MAXCELL INSTALLATION WILL REQUIRE USE OF OVER-RIDE TECHNIQUE. CONTRACTOR SHALL DE-INSTALL EXISTING TELEPHONE CABLES TO TLF BUILDINGS AND RE-INSTALL TELEPHONE CABLE WITH MAXCELL IF NECESSARY TO ESTABLISH PATHWAY USAGE. RE-TERMINATE AND RE-TEST TELEPHONE CABLE AS REQUIRED. ANY OUTAGE WILL REQUIRE SCHEDULE APPROVAL FROM LODGING MANAGER.

6. INSTALL (2) 3" 3-CELL MAXCELL INNERDUCTS FROM B1680 BASEMENT TO MH OUTSIDE BASEMENT.

7. INSTALL (2) 3" 3-CELL MAXCELL INNERDUCTS FROM MH OUTSIDE B1680 BASEMENT TO HH-1 AT SOUTH END OF B1680.

8. INSTALL (2) 3" 3-CELL MAXCELL INNERDUCTS FROM HH-1 TO HH-3.

9. INSTALL (1) 3" 3-CELL MAXCELL INNERDUCT FROM HH-3 TO EACH OF (3) TLF BUILDINGS B1681, B1682 AND B1683.

10. INSTALL (1) 2" 3-CELL MAXCELL INNERDUCT FROM MH OUTSIDE B1680 BASEMENT TO B1620. EXISTING 2" CONDUIT IS OCCUPIED BY ABANDONED FIBER OPTIC CABLE. USE EXISTING FIBER CABLE AS PULL STRING TO RE-ESTABLISH PATHWAY.

**Draft Copy for Review**
**Not for Construction**


Mississippi Business Technology Heartmount Services

SNS
Source Network Solutions, Inc.
P.O. Box 322
Ocean Springs, MS 39566
USA
Phone: (228) 875-7336
Fax: (228) 875-4087

Registered Communications Distribution Designer
Bicsi
Joshua K. Bowen
BICSI ID # 142787
Expires 12-31-24
RCDD


| Rev | Revision History | Date |
|---|---|---|
| | | |

| Project Identifier | Rev No. | Drawing No. | Date |
|---|---|---|---|
| Malmstrom AFB<br>Lodging IT Infrastructure Upgrade | 00 | T-100 | 10/23/2024 |

| Sheet Title | Sheet No. |
|---|---|
| Site Map | 2 of 14 |


This drawing, as a communication, is the property of Source Network Solutions, Inc. and is protected by copyright. Reproduction or use without written permission is prohibited.


Bid Solicitation # W171YGAA

SHEET NOTE:
1. UTILIZE EXISTING PATHWAYS.
2. RE-SEAL ALL PENETRATIONS AND OPENINGS.
3. INSTALL J-HOOK SUPPORTS WHERE NEEDED.
4. DROP CEILING IN CORRIDOR.

# Malmstrom AFB
# Lodging OSP & Wifi Upgrade
# Building 1620 - 1st Floor Plan

OUTLET LEGEND:

(W) (1) CATEGORY 6 UTP CABLE (BLUE).

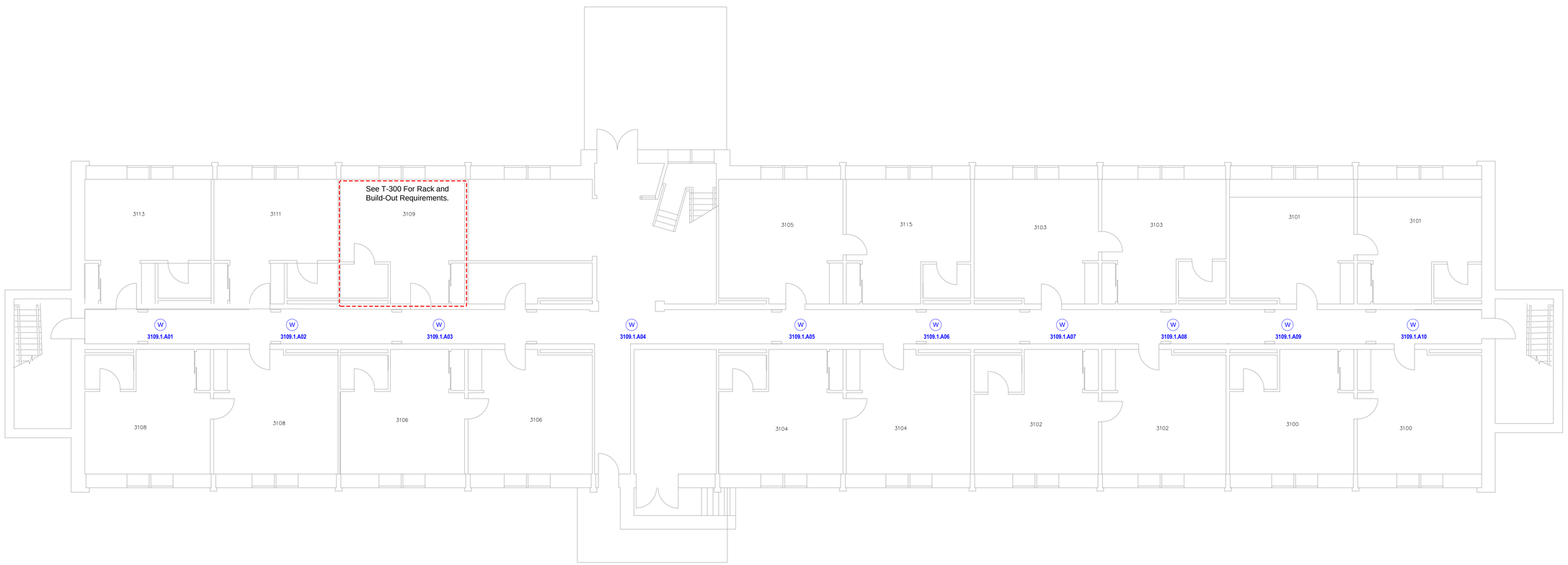


8' 4' 0 8'

SCALE: 3/32" = 1'-0"

**Draft Copy for Review**
**Not for Construction**


Maintenance Assistance Hospitality Services

SNS
Sunrise Network Solutions, Inc.
P.O. Box 1222
Ocean Springs, MS 39566
USA
Phone: (228) 875-7336
Fax: (228) 875-4087

Bicsi
Registered Communications Distribution Designer
Joshua R. Bourke
BICSI ID # 142787
Expires 12-31-24
RCDD


| Date | Revision History | Rev |
|---|---|---|
| | | |

**Project Identifier**
Malmstrom AFB
Lodging IT Infrastructure Upgrade

**Sheet Title**
Building 1620 - 1st Floor Plan

**Rev No.** 00

**Sheet No.** 3 of 14

**Drawing No.** T-200

**Date** 10/23/2024


DISCLAIMER: THIS DRAWING AND FOR ANY DOCUMENTS PRODUCED FROM THIS DRAWING ARE THE PROPERTY OF SUNRISE NETWORK SOLUTIONS, INC. THE DRAWING AND DOCUMENTS MAY NOT BE REPRODUCED OR REPRODUCED IN ANY FORM WITHOUT PRIOR WRITTEN PERMISSION FROM SUNRISE NETWORK SOLUTIONS, INC.


For Questions Call 228-875-7336

SHEET NOTE:
1. UTILIZE EXISTING PATHWAYS.
2. RE-SEAL ALL PENETRATIONS AND OPENINGS.
3. INSTALL J-HOOK SUPPORTS WHERE NEEDED.
4. DROP CEILING IN CORRIDOR.

OUTLET LEGEND:
(W) (1) CATEGORY 6 UTP CABLE (BLUE).

# Malmstrom AFB
# Lodging OSP & Wifi Upgrade
# Building 1620 - 2nd Floor Plan

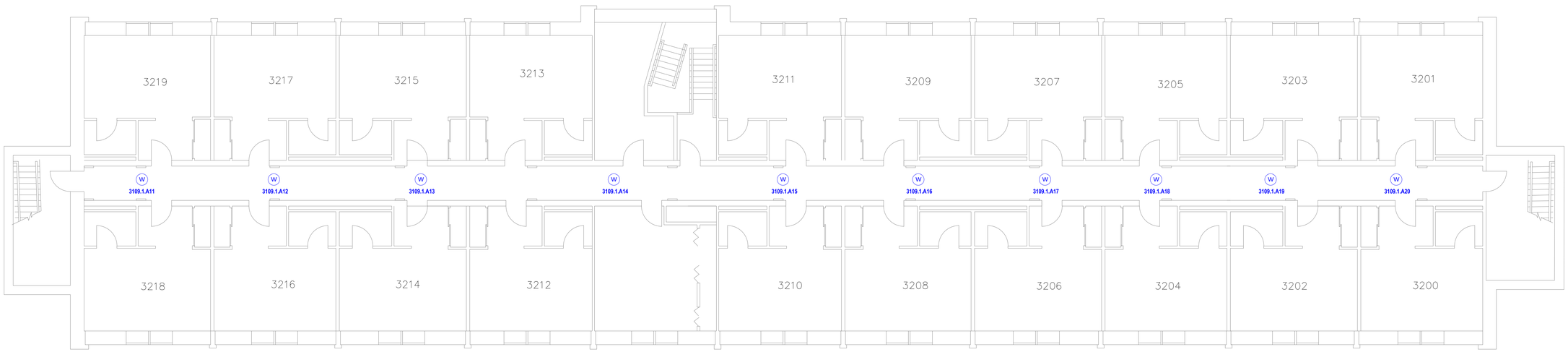


8′ 4′ 0 8′
SCALE: 3/32" = 1'-0"

N

**Draft Copy for Review**
**Not for Construction**

Mississippi Business Enterprises
Homeland Security


SNS
Sunrise Network Solutions, Inc.
P.O. Box 322
Ocean Springs, MS 39566
USA
Phone: (228) 875-7336
Fax: (228) 875-4087


Bicsi
Registered Communications Distribution Designer
Joshua K. Bowen
BICSI ID # 142787
Expires 12-31-24
RCDD

| Rev | Revision History | Date |
|---|---|---|
| | | |

Project Identifier
Malmstrom AFB
Lodging IT Infrastructure Upgrade

Sheet Title
Building 1620 – 2nd Floor Plan

Rev No. 00

Sheet No. 4 of 14

Drawing No. T-201

Date 10/23/2024


This drawing, as a instrument of service, is the property of Sunrise Network Solutions, Inc. and may not be used for any purpose not specifically agreed to in writing by Sunrise Network Solutions, Inc.


Bar Graphic: 1 inch = 1 inch

# Malmstrom AFB
# Lodging OSP & Wifi Upgrade
# Building 1680 - Basement Floor Plan

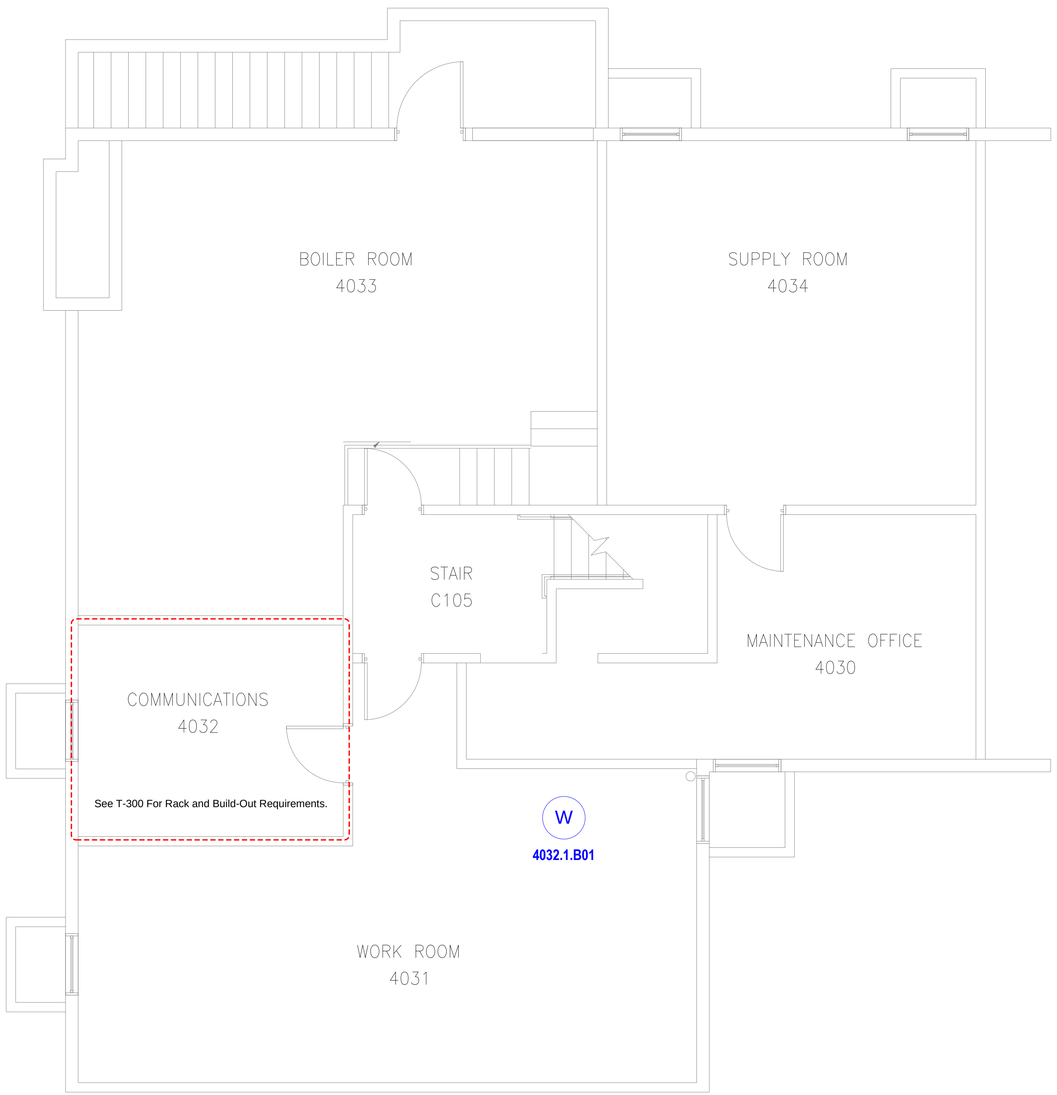


8′ 4′ 0 8′

SCALE: 1/4" = 1'-0"

**Draft Copy for Review**
**Not for Construction**


SNS
Sunrise Network Solutions, Inc.
P.O. Box 1222
Ocean Springs, MS 39566
USA
Phone: (228) 875-7336
Fax: (228) 875-0087


BICSI
Joshua K. Bowen
BICSI ID # 142787
Expires 12-31-24
RCDD

| Rev | Revision History | Date |
|---|---|---|
| | | |

**Project Identifier**
Malmstrom AFB
Lodging IT Infrastructure Upgrade

**Sheet Title**
Building 1680 - Basement Floor Plane

**Rev No.** 00

**Sheet No.** 5 of 14

**Drawing No.** T-202

**Date** 10/23/2024


This drawing and all its information is the property of Sunrise Network Solutions, Inc. It is to be used only for the purpose for which it was loaned to the recipient and shall not be reproduced, copied, or otherwise disclosed to any other person or entity without the express written consent of Sunrise Network Solutions, Inc.

Sole discretion of SNS Inc.

SHEET NOTE:
1. UTILIZE EXISTING PATHWAYS.
2. RE-SEAL ALL PENETRATIONS AND OPENINGS.
3. INSTALL J-HOOK SUPPORTS WHERE NEEDED.
4. DROP CEILING IN CORRIDOR.

# Malmstrom AFB
# Lodging OSP & Wifi Upgrade
# Building 1680 - 1st Floor Plan

OUTLET LEGEND:
W (1) CATEGORY 6 UTP CABLE (BLUE).

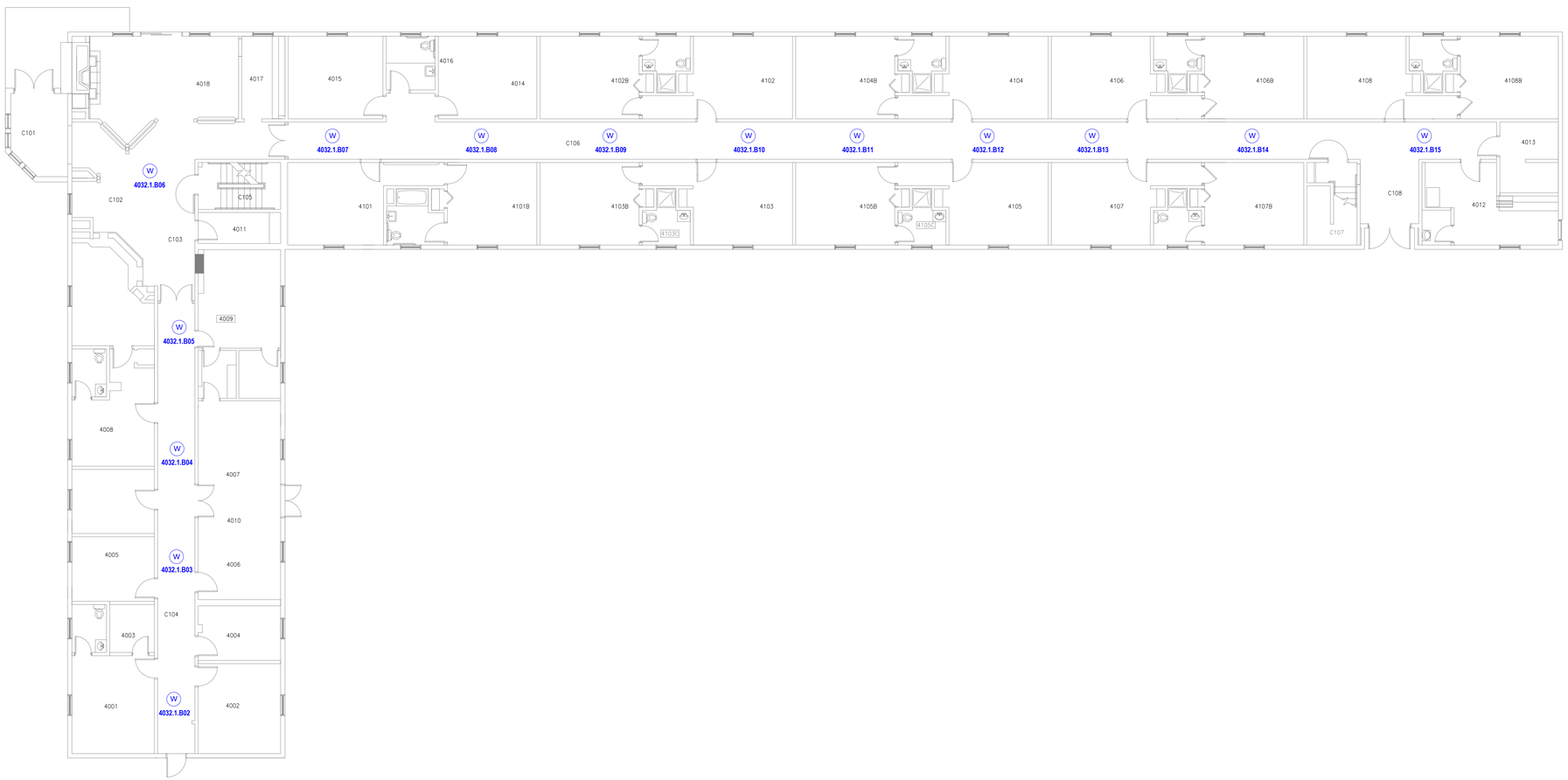


8' 4' 0 8'
SCALE: 3/32" = 1'-0"

**Draft Copy for Review**
**Not for Construction**


SNS
Source Network Solutions, Inc.
P.O. Box 212
Ocean Springs, MS 39566
USA
Phone: (228) 875-7336
Fax: (228) 875-8087


Bicsi
Joshua K. Bowen
BICSI ID # 142787
Expires 12-31-24
RCDD

| Rev | Revision History | Date |
|---|---|---|
| | | |

**Project Identifier**
Malmstrom AFB
Lodging IT Infrastructure Upgrade

**Sheet Title**
Building 1680 - 1st Floor Plan

**Rev No.** 00

**Sheet No.** 6 of 14

**Drawing No.** T-203

**Date** 10/23/2024


THIS DRAWING AND ALL THE INFORMATION CONTAINED HEREIN IS THE PROPERTY OF SOURCE NETWORK SOLUTIONS, INC. AND SHALL NOT BE REPRODUCED IN WHOLE OR IN PART WITHOUT WRITTEN PERMISSION OF SOURCE NETWORK SOLUTIONS.

THIS DRAWING AND ALL THE INFORMATION CONTAINED HEREIN IS THE PROPERTY OF SOURCE NETWORK SOLUTIONS, INC. AND SHALL NOT BE REPRODUCED IN WHOLE OR IN PART WITHOUT WRITTEN PERMISSION OF SOURCE NETWORK SOLUTIONS.

Base Standard: BICSI TDMM

SHEET NOTE:
1. UTILIZE EXISTING PATHWAYS.
2. RE-SEAL ALL PENETRATIONS AND OPENINGS.
3. INSTALL J-HOOK SUPPORTS WHERE NEEDED.
4. DROP CEILING IN CORRIDOR.

# Malmstrom AFB
# Lodging OSP & Wifi Upgrade
# Building 1680 - 2nd Floor Plan

OUTLET LEGEND:
(W) (1) CATEGORY 6 UTP CABLE (BLUE).

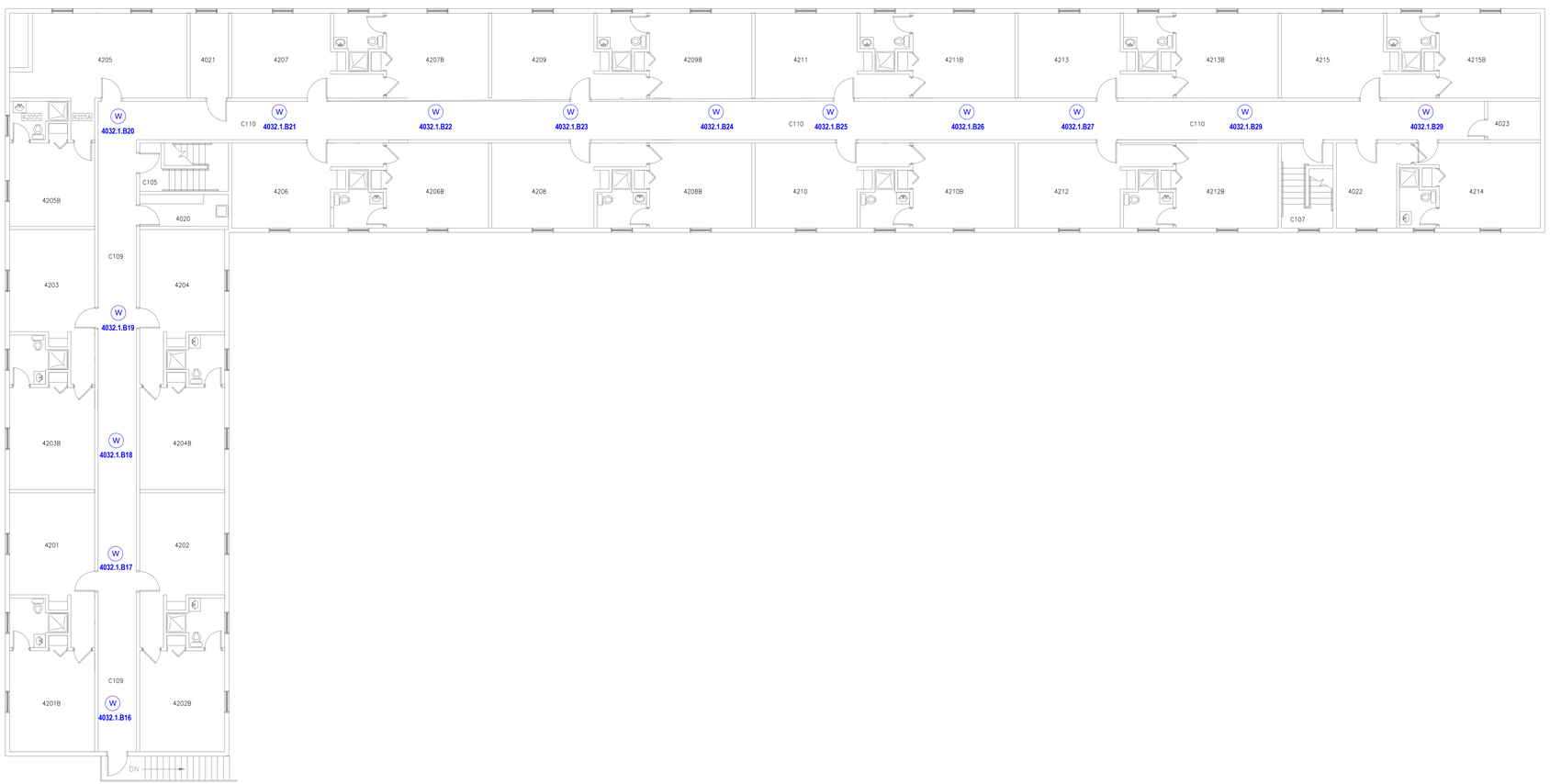


8' 4' 0 8'
SCALE: 3/32" = 1'-0"

**Draft Copy for Review**
**Not for Construction**

Mission Essential Housing Services


SNS
Sunrise Network Solutions, Inc.
P.O. Box 221
Ocean Springs, MS 39566
USA
Phone: (228) 875-7336
Fax: (228) 875-4087


Associate Certified Communications Distribution Designer
Bicsi
Joshua K. Bourg
BICSI ID # 142787
Expires 12-31-24
RCDD

| Rev | Revision History | Date |
|---|---|---|
| | | |

Project Identifier
Malmstrom AFB
Lodging IT Infrastructure Upgrade

Sheet Title
Building 1680 – 2nd Floor Plan

| Rev No. | Sheet No. |
|---|---|
| 00 | 7 of 14 |

| Drawing No. | Date |
|---|---|
| T-204 | 10/23/2024 |


This drawing, as an instrument of service, is the property of Sunrise Network Solutions, Inc. and is to be returned upon request. Reproduction or re-use of this drawing without written consent is prohibited.


Field verify all dimensions and conditions prior to bidding and construction. Do not scale drawings. Report any discrepancies to Sunrise Network Solutions, Inc. for resolution before proceeding with work.

SHEET NOTE:
1. UTILIZE EXISTING PATHWAYS.
2. RE-SEAL ALL PENETRATIONS AND OPENINGS.
3. INSTALL J-HOOK SUPPORTS WHERE NEEDED.
4. SHEETROCK CEILINGS. UTILIZE ATTIC SPACE FOR CABLE PATHWAY.
5. INSTALL PLASTIC ACCESS PANEL (ACUDOR PA-3000 12X12 OR EQUAL AT EACH WIRELESS DROP LOCATION FOR ACCESS TO CABLING CONNECTION WITHOUT THE REQUIREMENT TO ENTER ATTIC.

# Malmstrom AFB
# Lodging OSP & Wifi Upgrade
# Building 1681 - Floor Plan

OUTLET LEGEND:

W (1) CATEGORY 6 UTP CABLE (BLUE).

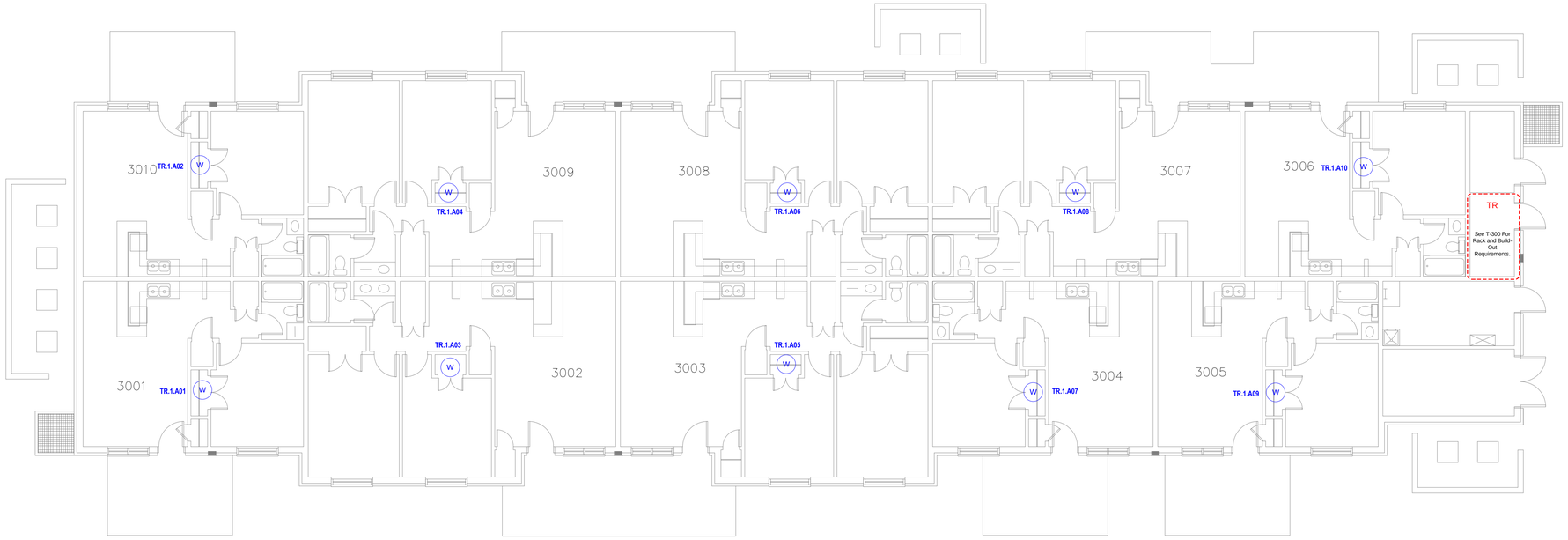


8' 4' 0 8'
SCALE: 1/8" = 1'-0"

**Draft Copy for Review**
**Not for Construction**

Mississippi Business Homeland Security


SNS
Sunrise Network Solutions, Inc.
PO Box 322
Ocean Springs, MS 39566
USA
Phone: (228) 875-7336
Fax: (228) 875-9007


Registered Communications Distribution Designer
Bicsi
Joshua K. Bowen
BICSI ID # 142787
Expires 12-31-24
RCDD

| Date | Revision History | Rev |
|---|---|---|
| | | |

**Project Identifier**
Malmstrom AFB
Lodging IT Infrastructure Upgrade

**Sheet Title**
Building 1681 – Floor Plan

**Rev No.** 00

**Sheet No.** 8 of 14

**Drawing No.** T-205

**Date** 10/23/2024


This drawing, as a CD, contains data that is the property of Sunrise Network Solutions, Inc. and is to be used only for the purpose for which it was loaned. This information may not be reproduced or disclosed to others without the written consent of Sunrise Network Solutions, Inc.


Rev Schedule: A=CTT-CD-A-01

SHEET NOTE:
1. UTILIZE EXISTING PATHWAYS.
2. RE-SEAL ALL PENETRATIONS AND OPENINGS.
3. INSTALL J-HOOK SUPPORTS WHERE NEEDED.
4. SHEETROCK CEILINGS. UTILIZE ATTIC SPACE FOR CABLE PATHWAY.
5. INSTALL PLASTIC ACCESS PANEL (ACUDOR PA-3000 12X12 OR EQUAL AT EACH WIRELESS DROP LOCATION FOR ACCESS TO CABLING CONNECTION WITHOUT THE REQUIREMENT TO ENTER ATTIC.

# Malmstrom AFB
# Lodging OSP & Wifi Upgrade
# Building 1682 - Floor Plan

OUTLET LEGEND:

W (1) CATEGORY 6 UTP CABLE (BLUE).

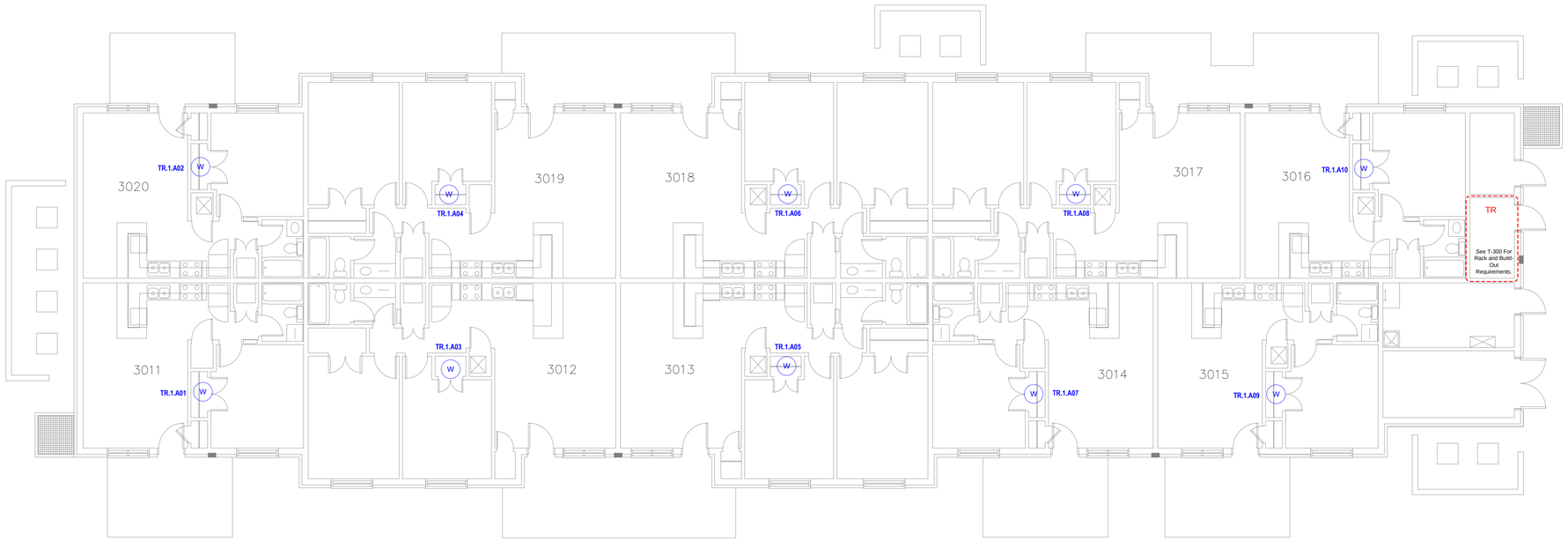


8' 4' 0 8'
SCALE: 1/8" = 1'-0"

**Draft Copy for Review Not for Construction**


Maintenance Assistance Hospitality Services

SNS
Sunrise Network Solutions, Inc.
P.O. Box 322
Ocean Springs, MS 39566
USA
Phone: (228) 875-7336
Fax: (228) 875-4087

Registered Communications Distribution Designer
Bicsi
Joshua K. Bower
BICSI ID # 142767
Expires: 12-31-24
RCDD


| Rev | Revision History | Date |
|---|---|---|
| | | |

**Project Identifier**
Malmstrom AFB
Lodging IT Infrastructure Upgrade

**Sheet Title**
Building 1682 – Floor Plan

**Rev No.** 00

**Sheet No.** 9 of 14

**Drawing No.** T-206

**Date** 10/23/2024


This drawing, as a CD, contains data that is the property of Sunrise Network Solutions, Inc. and is to be used only for the purpose for which it was loaned to the recipient. This information shall not be reproduced, copied, or disclosed to others without the written consent of Sunrise Network Solutions, Inc.


Rev Date: 8/4/2014 Rev.

SHEET NOTE:
1. UTILIZE EXISTING PATHWAYS.
2. RE-SEAL ALL PENETRATIONS AND OPENINGS.
3. INSTALL J-HOOK SUPPORTS WHERE NEEDED.
4. SHEETROCK CEILINGS. UTILIZE ATTIC SPACE FOR CABLE PATHWAY.
5. INSTALL PLASTIC ACCESS PANEL (ACUDOR PA-3000 12X12 OR EQUAL AT EACH WIRELESS DROP LOCATION FOR ACCESS TO CABLING CONNECTION WITHOUT THE REQUIREMENT TO ENTER ATTIC.

# Malmstrom AFB
# Lodging OSP & Wifi Upgrade
# Building 1683 - Floor Plan

OUTLET LEGEND:

W (1) CATEGORY 6 UTP CABLE (BLUE).

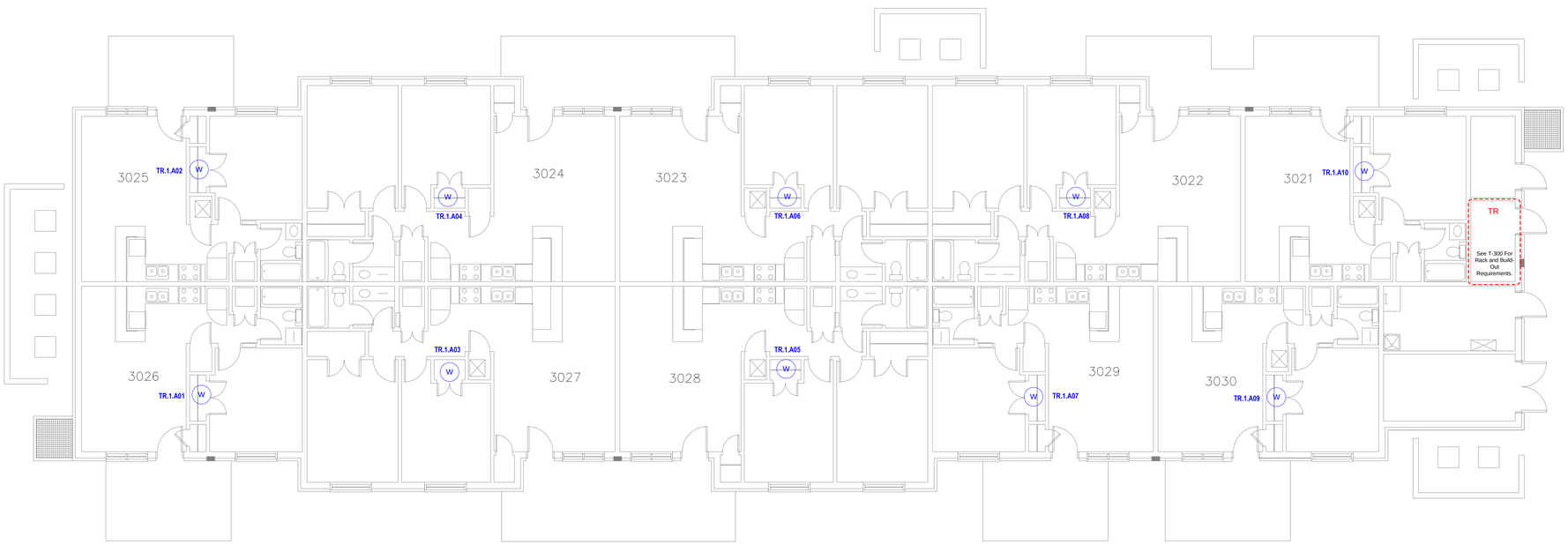


8' 4' 0 8'
SCALE: 1/8" = 1'-0"

**Draft Copy for Review**
**Not for Construction**


SNS
Supreme Network Solutions, Inc.
P.O. Box 212
Ocean Springs, MS 39566
USA
Phone: (228) 875-7336
Fax: (228) 875-0007


Bicsi
Registered Communications Distribution Designer
Joshua K. Bowen
BICSI ID # 142787
Expires 2-28-26
RCDD

| Rev | Revision History | Date |
|---|---|---|
| | | |

**Project Identifier**
Malmstrom AFB
Lodging IT Infrastructure Upgrade

**Sheet Title**
Building 1683 - Floor Plan

**Rev No.** 00

**Sheet No.** 10 of 14

**Drawing No.** T-207

**Date** 10/23/2024


This drawing, as a instrument of service, is the property of Supreme Network Solutions, Inc. and may not be used without written consent.


This drawing, as a instrument of service, is the property of Supreme Network Solutions, Inc. and may not be used without written consent.

# Malmstrom AFB
# Lodging OSP & Wifi Upgrade
# Comm Room Overhead View

N

BUILDING 1680
COMMUNICATIONS ROOM 4032

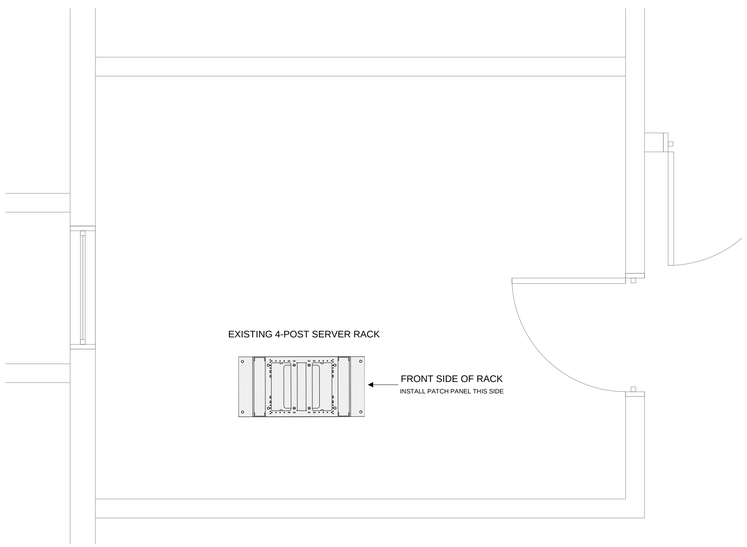


N

BUILDING 1620
STORAGE ROOM 3109

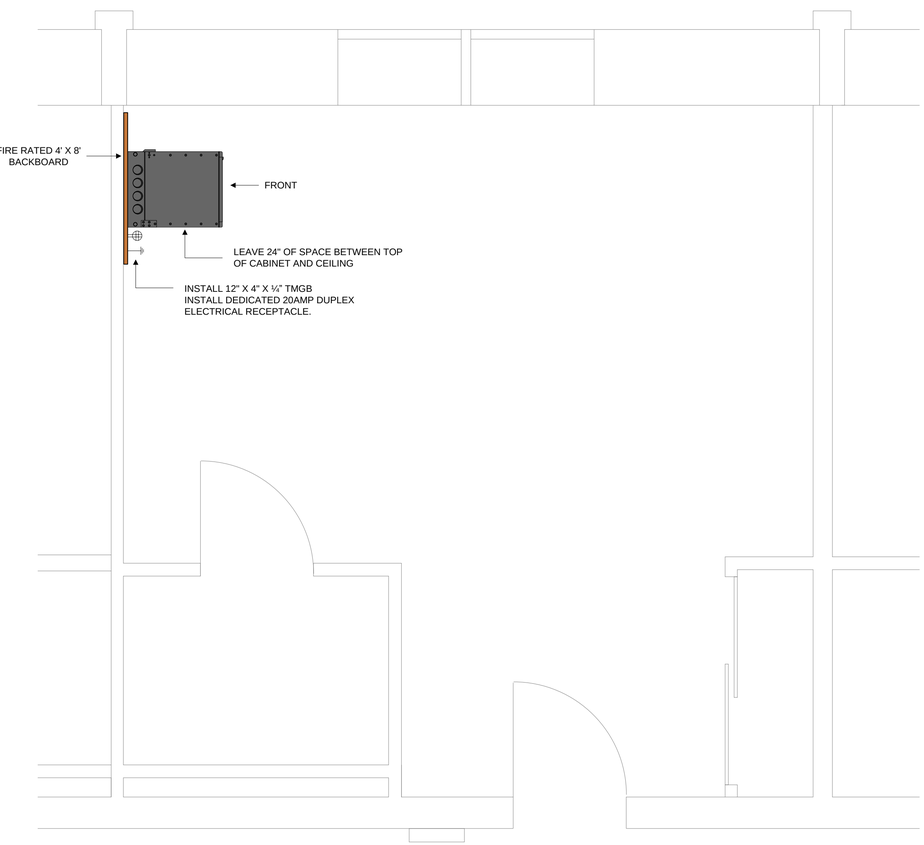


N

BUILDING 1681
COMM ROOM
TYP. FOR 1682 &1683

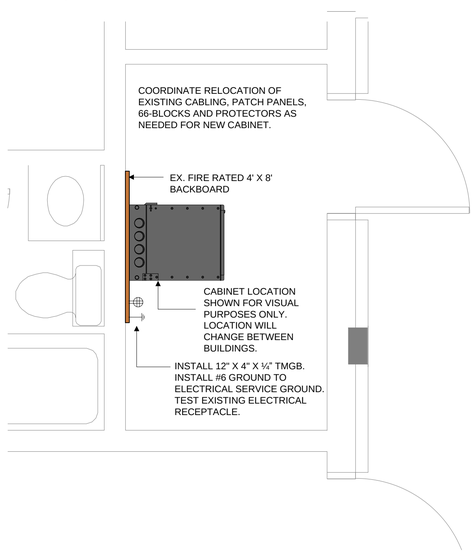


8' 4' 0 8'

SCALE: 1/2" = 1'-0"

**Draft Copy for Review**
**Not for Construction**


Mississippi Business Enterprises
Homeland Security

SNS
Sunrise Network Solutions, Inc.
P.O. Box 322
Ocean Springs, MS 39566
USA
Phone: (228) 875-7336
Fax: (228) 875-9087

Bicsi
Registered Communications Distribution Designer
Joshua K. Bowen
BICSI ID # 142787
Expires 12-31-24
RCDD


| Rev | Revision History | Date |
|---|---|---|
| | | |

| | |
|---|---|
| Project Identifier | Malmstrom AFB<br>Lodging IT Infrastructure Upgrade |
| Sheet Title | Comm Room Overhead View |
| Rev No. | 00 |
| Sheet No. | 11 of 14 |
| Drawing No. | T-300 |
| Date | 10/23/2024 |


This drawing, and all information contained herein, is the property of Sunrise Network Solutions, Inc. and shall not be used for any purpose other than the specified project, nor shall it be loaned, copied or disclosed to a third party without the written consent of Sunrise Network Solutions, Inc.

Disclaimer: This drawing and its information is provided "as is" without warranty of any kind, express or implied, including but not limited to the implied warranties of merchantability and fitness for a particular purpose.

# Malmstrom AFB
# Lodging OSP & Wifi Upgrade
# Rack Elevation

KEYNOTES: #

1. EXISTING EQUIPMENT RACK
2. EXISTING CISCO EQUIPMENT
3. NEW 4U FIBER ENCLOSURE
4. NEW 1U HORIZONTAL WIRE MANAGER
5. NEW 1U MODULAR CATEGORY 6 24-PORT PATCH PANEL
6. EXISTING 2U HORIZONTAL WIRE MANAGER
7. EXISTING 1U 24-PORT PATCH PANEL
8. EXISTING SWITCH
9. EXISTING MONITOR
10. EXISTING BATTERY EQUIPMENT
11. NEW 18U WALL MOUNTED EQUIPMENT CABINET
12. NEW 1U FIBER ENCLOSURE

PROJECT NOTES:

1. CONFIRM EQUIPMENT PLACEMENT IN SERVER RACK (COMM ROOM 4032) BEFORE INSTALLATION.
2. ALL FIBER OPTIC CONNECTORS SHALL BE LC APC.
3. ALL FIBER OPTIC CABLE SHALL BE 12-STRAND SINGLEMODE AND SHALL BE RATED FOR THE ENVIRONMENT IN WHICH IT IS INSTALLED. PLENUM CABLE SHALL BE USED IF ENTRY POINT IS MORE THAN 50' FROM POINT OF TERMINATION.
4. ALL CATEGORY 6 CABLE SHALL BE UTP PLENUM RATED AND EQUAL TO GENERAL CABLE 7131100.
5. ALL CATEGORY 6 JACKS AND PATCH PANELS SHALL BE EQUAL TO PANDUIT MINICOM SERIES. ALL JACKS SHALL BE TERMINATED 568B UNLESS OTHERWISE DIRECTED.
6. ALL FIBER OPTIC CABLES SHALL BE TESTED FOR LENGTH AND LOSS WITH POWER METER EQUAL TO FLUKE DSX SERIES. ALL REPORTS SHALL BE PROVIDED AT CLOSE OUT IN PDF FORMAT AND NATIVE TESTER FORMAT.
7. ALL CATEGORY 6 CABLES SHALL BE CERTIFIED WITH METER EQUAL TO FLUKE DSX SERIES EQUIPPED WITH PERMANENT LINK MODULES. ALL REPORTS SHALL BE PROVIDED AT CLOSE OUT IN PDF FORMAT AND NATIVE TESTER FORMAT.

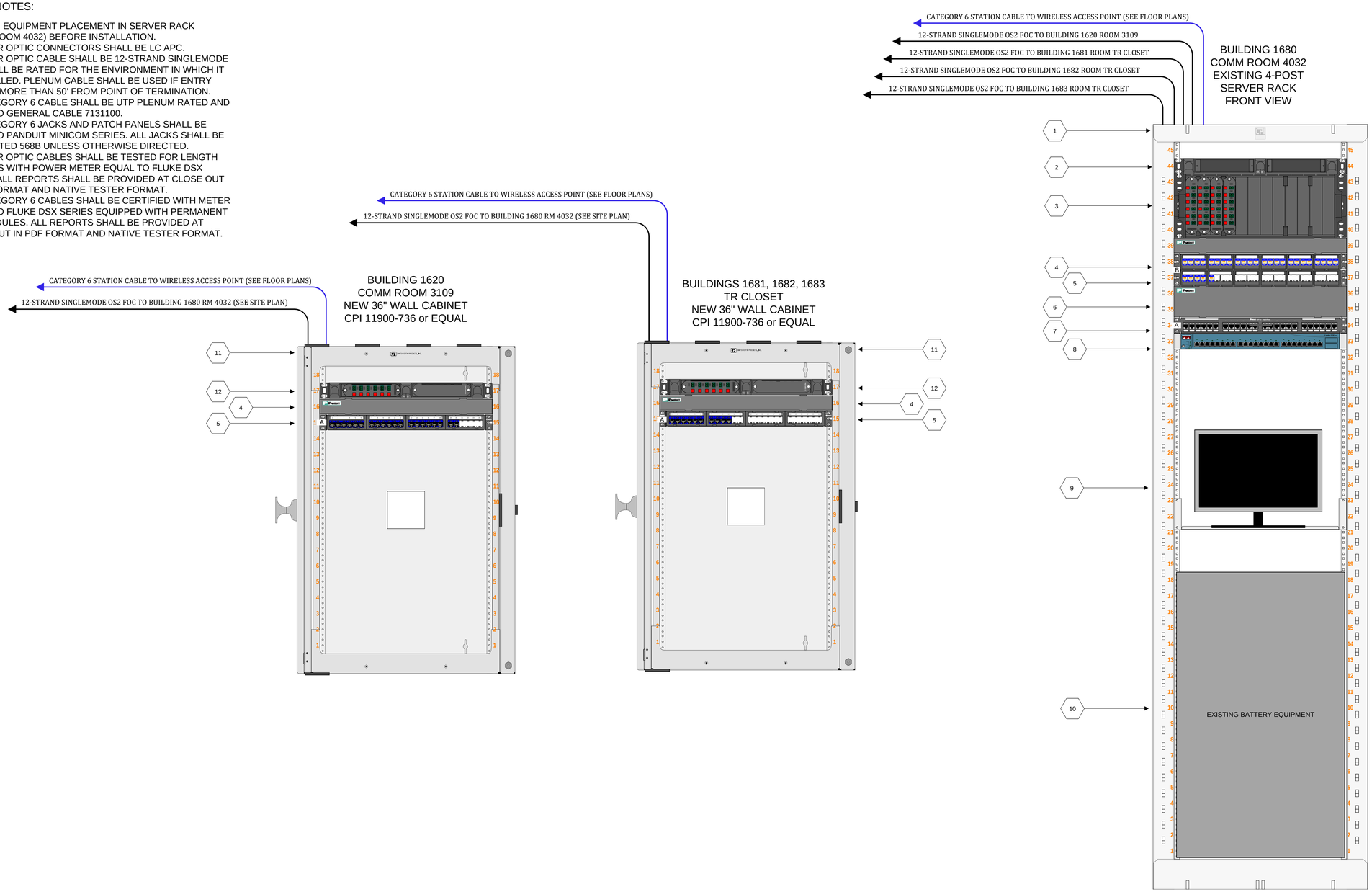


**Draft Copy for Review**
**Not for Construction**


SNS
Source Network Solutions, Inc.
P.O. Box 212
Ocean Springs, MS 39566
USA
Phone: (228) 875-7336
Fax: (228) 875-0087


BICSI Registered Communications Distribution Designer
Jeshua K. Bowen
BICSI ID # 142787
Expires 12-31-24
RCDD

| Rev | Revision History | Date |
|---|---|---|
| | | |

Project Identifier
Malmstrom AFB
Lodging IT Infrastructure Upgrade

Sheet Title
Rack Elevation

Rev No. 00

Sheet No. 12 of 14

Drawing No. T-301

Date 10/23/2024


This drawing, as an instrument of service, is the property of Source Network Solutions, Inc. and is to be returned upon request. Reproduction or reuse of this drawing without written consent of Source Network Solutions, Inc. is prohibited.


Bid Solution # 18-1777-1-Lee

# Malmstrom AFB
# Lodging OSP & Wifi Upgrade
# Outlet Diagram




Face View

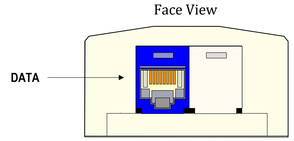


Modular Multi-Port Biscuit Jack – Blue
(1) Category 6 Modular Insert – Ivory
(1) Modular Blank Insert - Ivory

**Draft Copy for Review**
**Not for Construction**


Mission Essential Business Services

SNS
Sunrise Network Solutions, Inc.
P.O. Box 1222
Ocean Springs, MS 39566
USA
Phone: (228) 875-7336
Fax: (228) 875-9087

Bicsi
Joshua K. Bowen
BICSI ID # 142787
Expires 12-31-24
RCDD


| Date | |
|---|---|
| | |

| Rev | Revision History |
|---|---|
| | |

**Project Identifier**
Malmstrom AFB
Lodging IT Infrastructure Upgrade

**Sheet Title**
Outlet Diagram

**Rev No.** 00

**Sheet No.** 13 of 14

**Drawing No.** T-302

**Date** 10/23/2024


This drawing and all its information is the property of Sunrise Network Solutions, Inc. and shall not be used for any purpose other than the specified project, nor shall it be disclosed to any other party without the written consent of Sunrise Network Solutions, Inc.

This document is NOT FOR CONSTRUCTION.

Bicsi Registered Communications Distribution Designer

Malmstrom AFB
Lodging OSP & Wifi Upgrade
Single Line Diagram

# One Line Diagram – Malmstrom AFB Lodging – Proposed Fiber Infrastructure to Lodging Campus

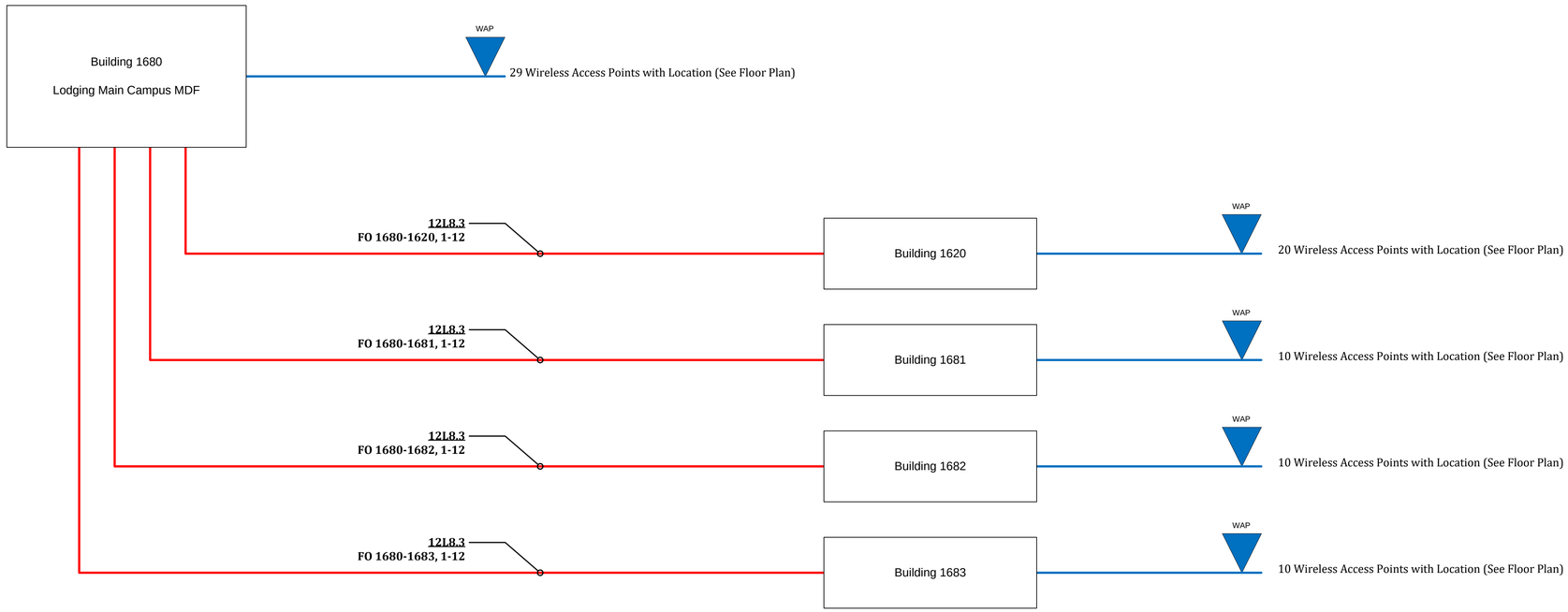


**Draft Copy for Review**
**Not for Construction**


Mississippi Business Technology Services

SNS
Sunrise Network Solutions, Inc.
P.O. Box 322
Ocean Springs, MS 39566
USA
Phone: (228) 875-7336
Fax: (228) 875-4087

Registered Communications Distribution Designer
Bicsi
Joshua K. Bowser
BICSI ID # 142787
Expires 2-28-26
RCDD


| Date | Revision History | Rev |
|---|---|---|
| | | |

**Project Identifier**
Malmstrom AFB
Lodging IT Infrastructure Upgrade

**Sheet Title**
Fiber Optic One-Line Diagram

**Rev No.** 00

**Sheet No.** 14 of 14

**Drawing No.** T-400

**Date** 10/23/2024


This drawing, the ideas and designs incorporated herein, as an instrument of service, is the property of Sunrise Network Solutions, Inc. and shall not be used for other work and not to be loaned, copied or disclosed without written consent.