

Data Termination Parts Summary

Part	Description	MFR Part Number	Link
Data Copper Jacks	Legrand Clarity HD JACK, CAT6A,CLARITY,T568A/B	HDJ6A-36 (Blue)	Clarity High Density Jack (HDJ) CAT6A, T568A/B, Blue Jacks and Modules Copper Network Infrastructure (legrand.us)
Face Plate – 2 Port	HDJ 2-Port Single-Gang Faceplate with Label Field	403HDJ12-88 (Cloud White)	HDJ 2-Port Single-Gang Faceplate with Label Field Workstation Plates and Boxes Copper Network Infrastructure (legrand.us)
Face Plate – 4 Port	HDJ 4 Port Single-Gang Faceplate with Label Field	403HDJ14-88 (Cloud White)	HDJ 4 PORT SINGLE GANG FACEPLATE WITH LABEL FIELD Workstation Plates and Boxes Copper Network Infrastructure (legrand.us)
Wiremold wall box for Data	Sure-Snap NM Device Box	2348-WH	Wiremold 400/800/2300 Series (non Metallic)
Wiremold Raceway	Raceway System Fittings	Various	Wiremold 400/800/2300 Series (non Metallic)

Data Cable – Cat6A, using the T568B standard for terminations – plenum only if required for code.

HDJ6 unloaded Patch panels will be pre-installed in communications room rack for new data connections.

Wire can be installed in wall, where applicable using low voltage brackets and face plates. If in wall is not viable, Wiremold raceway series can be used.

Low Profile Design Combines Functionality With Aesthetics Ideal for Low Voltage and Power Applications

400, 800, 2300 and 2300BACD Series™ Raceway, are a family of low-profile raceways that are designed for communication or power applications. 400, 800 and 2300 Raceway offer a single channel for either communication or power. And when power and low voltage services are both needed in a single raceway, the divided 2300BACD Raceway with it's low-profile design, is an easy-to-install option.

400,800,2300 and 2300BACD Raceways are an ideal solution for use in classrooms, offices, hospitality applications, or anywhere a small, secure, low profile raceway is needed.



2300D Series Raceway in a typical office application.

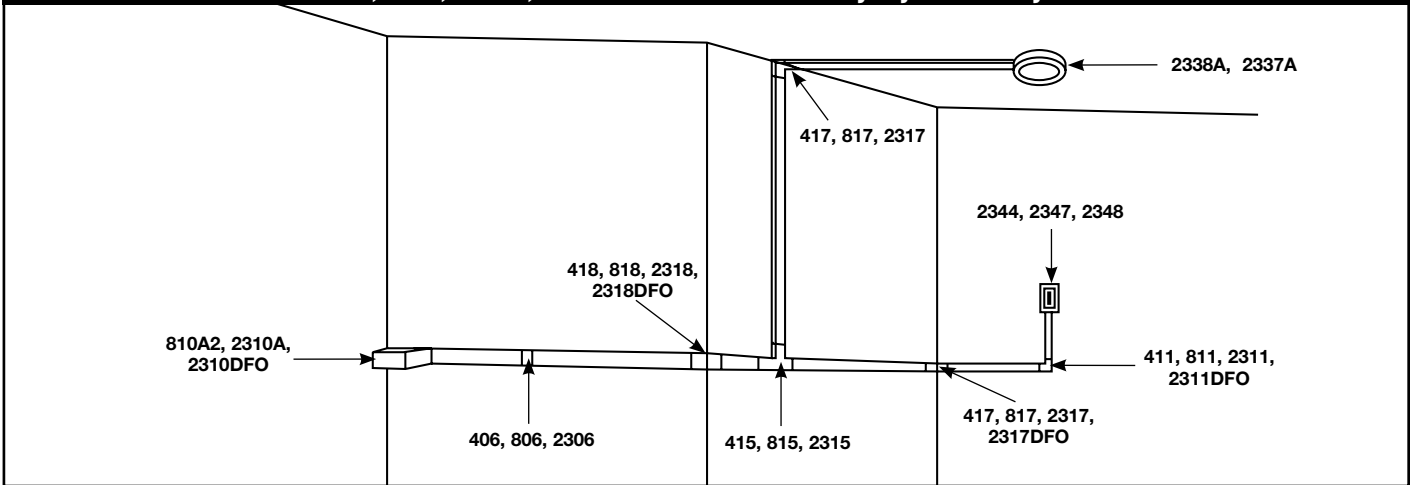
FEATURES & BENEFITS

- **Accommodates communication and/or power wiring.** Can be used for communications, computer lines, surveillance systems, fire alarms, outlets, and more.
- **Available in three sizes.** 400, 800, and 2300 sizes provide flexibility for meeting a variety of capacity and space requirements. Perfect for most small drops and horizontal runs to work stations.
- **Durable, textured PVC construction.** Available in ivory or white finish to blend with any decor. Also paintable using latex paint. Consult factory for custom color options.
- **Single- and dual-compartment low profile design.** Provides functionality and flexibility with aesthetics for single- or dual-service applications.
- **Adhesive backing for low voltage (under 50V) applications.** Allows base to be pressed onto mounting surface. Speeds installation.
- **Lightweight and easy to handle.** Saves time and labor costs. Standard 5' (1.525m) raceway lengths can be easily installed by one person. Custom lengths up to 10' (3.05m) are also available.
- **Divided FiberReady® fittings.** For use with 2300BAC and 2300BACD. Full capacity fittings provide 2" (51mm) bend radius.
- **Over-the-raceway box for 2300 and 2300D.** Boxes mount over continuous run of raceway base eliminating the need to cut raceway when locating devices.
- **Sure-Snap® boxes for 2300BACD.** Provides flush look and ease of installation.
- **Snap-on cover.** Provides security with access to wiring for changes or additions.
- **Datacom connectivity options.** Accepts industry standard and proprietary devices from a wide range of manufacturers to provide a seamless and aesthetically pleasing interface for voice, data, audio, and video applications at the point of use.
- **cULus Listed.** File E90378 Raceway, E90377 Fittings.



Download this product's PEP ecopassport® environmental product declaration at www.legrand.us/resources-and-downloads. This declaration conforms with ISO 14025 and 14040 and is in alignment with EN 15804.

400, 800, 2300, 2300D Series Raceway System Layout



NOTE: Illustration shows product applications only. 2315 Tee Fitting cannot be used with 2300D Divided Raceway.

400, 800, 2300, 2300D Raceway Series Wire Fill Capacities for Power

WIRE SIZE THHN/THWN	O.D.		NUMBER OF CONDUCTORS			
	Inches	(mm)	400BAC	800BAC	2300BAC	2300BACD [†]
14 AWG	0.111	(2.8)	5	6	15	7
12 AWG	0.130	(3.3)	3	5	14	6
10AWG	0.164	(4.2)	0	4	12	5

400, 800, 2300, 2300D Raceway Series Wire Fill Capacities for Communications

	CABLE/WIRE SIZE	O.D.		40% FILL*			
		inches	(mm)	400	800	2300	2300D [†]
UNSHIELDED TWISTED PAIR	4-Pair, 24 AWG Cat. 3	0.190	(4.8)	1	3	11	5
	4-Pair, 24 AWG Cat. 5e	0.210	(5.3)	1	3	9	4
	4-Pair, 24 AWG Cat. 6	0.250	(6.3)	1	2	6	3
	4-Pair, 24 AWG Cat. 6a**	0.354	(9.0)	0	1	3	1
	25-Pair, 24 AWG	0.410	(10.4)	0	0	2	1
COAXIAL	RG6/U	0.270	(6.9)	0	1	5	2
FIBER	Zip Cord 0.118 x 0.157	(3 x 6)	1	3	12	6	
	Round 4 Strand Fiber	0.187	(4.8)	1	3	12	6
	Round 6 Strand Fiber	0.256	(6.5)	1	2	6	3

* Wire capacity is reduced to allow for proper conductor bend radius and maximum permissible heat rise.

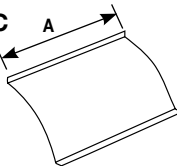
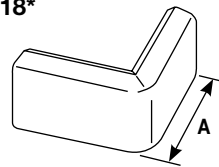
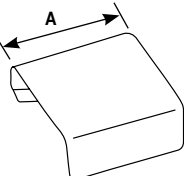

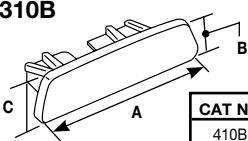
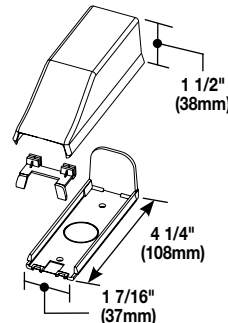
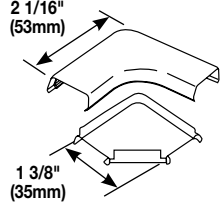
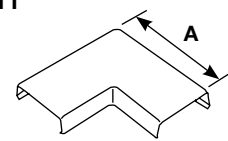
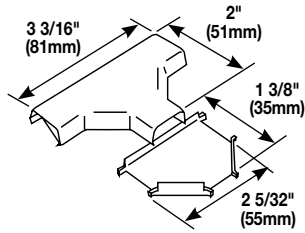
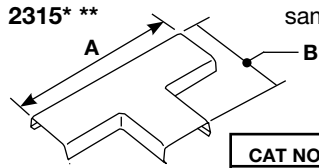
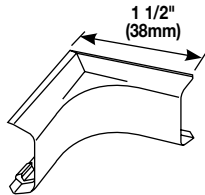
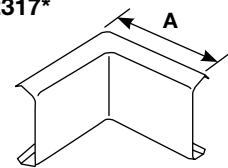
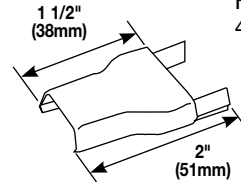
** Category 6 augmented (6a) cable for 10 gigabit ethernet – max allowed cable diameter per addenda No. 11 ANSI TIA/EIA 568-B.2.

[†] each compartment.

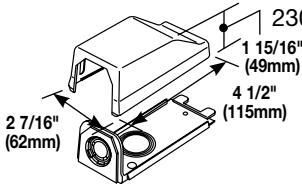
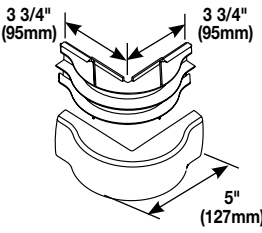
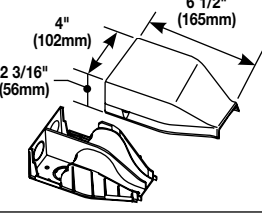
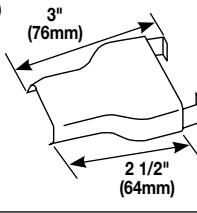
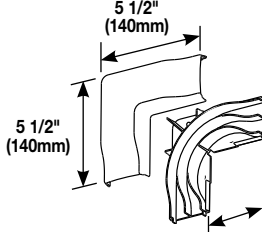
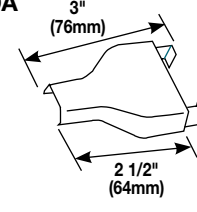
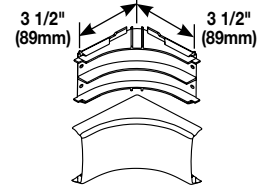
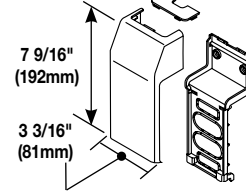
400BAC, 800BAC, 2300BAC, 2300BACD Series Raceway Ordering Information

Catalog No./Item	Description/Specifications
400BAC 400BAC-WH 800BAC 800BAC-WH 2300BAC 2300BAC-WH 2300BACD 2300BACD-WH	Low profile, two-piece raceway with snap-on cover – Available in 5' (1.525m) and length. Supplied with wide adhesive tape along entire length of base.

400, 800, 2300, 2000D Series Fittings Ordering Information

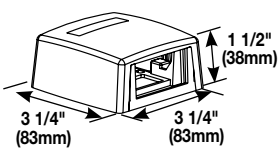
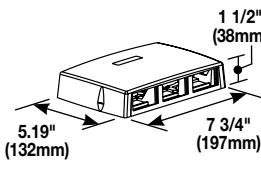
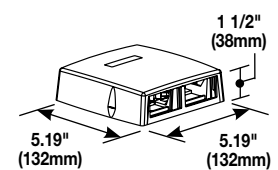
Catalog No./Item	Description/Specifications	Catalog No./Item	Description/Specifications																
400WC 800WC 2300WC	Wire Clip – For holding conductors in place.  <table><tr><th>CAT NO.</th><th>A</th></tr><tr><td>400WC</td><td>1/2" (12.7mm)</td></tr><tr><td>800WC</td><td>1" (25mm)</td></tr><tr><td>2300WC</td><td>1" (25mm)</td></tr></table>	CAT NO.	A	400WC	1/2" (12.7mm)	800WC	1" (25mm)	2300WC	1" (25mm)	418 818 2318*	90° External Elbow – For right angle turns around external corners.  <table><tr><th>CAT NO.</th><th>A</th></tr><tr><td>418</td><td>1 1/2" (38mm)</td></tr><tr><td>818</td><td>2" (51mm)</td></tr><tr><td>2318</td><td>2 1/2" (64mm)</td></tr></table>	CAT NO.	A	418	1 1/2" (38mm)	818	2" (51mm)	2318	2 1/2" (64mm)
CAT NO.	A																		
400WC	1/2" (12.7mm)																		
800WC	1" (25mm)																		
2300WC	1" (25mm)																		
CAT NO.	A																		
418	1 1/2" (38mm)																		
818	2" (51mm)																		
2318	2 1/2" (64mm)																		
406 806 2306	Cover Clip – For covering joint where two pieces of 400BAC, 800BAC or 2300BAC Series Raceway cover come together.  <table><tr><th>CAT NO.</th><th>A</th></tr><tr><td>406</td><td>13/16" (20.6mm)</td></tr><tr><td>806</td><td>1" (25mm)</td></tr><tr><td>2306</td><td>2" (51mm)</td></tr></table>	CAT NO.	A	406	13/16" (20.6mm)	806	1" (25mm)	2306	2" (51mm)	PVC-1	PVC Cutter – Regular duty cutter. Ideal for use with small nonmetallic raceway. 								
CAT NO.	A																		
406	13/16" (20.6mm)																		
806	1" (25mm)																		
2306	2" (51mm)																		
410B 810B 2310B	Blank End Fitting – For closing open end of 400BAC, 800BAC, or 2300BAC Raceway Series.  <table><tr><th>CAT NO.</th><th>A</th><th>B</th><th>C</th></tr><tr><td>410B</td><td>13/16" (20.6mm)</td><td>1/2" (12.7mm)</td><td>3/8" (9.5mm)</td></tr><tr><td>810B</td><td>1 1/4" (32mm)</td><td>1/2" (12.7mm)</td><td>3/8" (9.5mm)</td></tr><tr><td>2310B</td><td>2 1/4" (57mm)</td><td>1" (25mm)</td><td>3/8" (9.5mm)</td></tr></table>	CAT NO.	A	B	C	410B	13/16" (20.6mm)	1/2" (12.7mm)	3/8" (9.5mm)	810B	1 1/4" (32mm)	1/2" (12.7mm)	3/8" (9.5mm)	2310B	2 1/4" (57mm)	1" (25mm)	3/8" (9.5mm)	810A2	Entrance End Fitting – For connecting 400 or 800 Series Raceway with 1/2" trade size conduit or armored cable. 1/2" trade size KO on end and bottom. 
CAT NO.	A	B	C																
410B	13/16" (20.6mm)	1/2" (12.7mm)	3/8" (9.5mm)																
810B	1 1/4" (32mm)	1/2" (12.7mm)	3/8" (9.5mm)																
2310B	2 1/4" (57mm)	1" (25mm)	3/8" (9.5mm)																
411*	90° Flat Elbow – For right angle turns on same surface. 	811 2311* **	90° Flat Elbow – For right angle turns on same surface.  <table><tr><th>CAT NO.</th><th>A</th></tr><tr><td>811</td><td>2 1/2" (64mm)</td></tr><tr><td>2311</td><td>4 3/16" (106mm)</td></tr></table>	CAT NO.	A	811	2 1/2" (64mm)	2311	4 3/16" (106mm)										
CAT NO.	A																		
811	2 1/2" (64mm)																		
2311	4 3/16" (106mm)																		
415*	Tee – For branches at right angles. 	815 2315* **	Tee – For right angles turns on same surface.  <table><tr><th>CAT NO.</th><th>A</th><th>B</th></tr><tr><td>815</td><td>4 1/8" (105mm)</td><td>2 3/4" (70mm)</td></tr><tr><td>2315</td><td>6" (152mm)</td><td>4 1/8" (105mm)</td></tr></table>	CAT NO.	A	B	815	4 1/8" (105mm)	2 3/4" (70mm)	2315	6" (152mm)	4 1/8" (105mm)							
CAT NO.	A	B																	
815	4 1/8" (105mm)	2 3/4" (70mm)																	
2315	6" (152mm)	4 1/8" (105mm)																	
417*	Internal Elbow – For surfaces at right angles. 	817 2317*	Internal Elbow – For surfaces at right angles.  <table><tr><th>CAT NO.</th><th>A</th></tr><tr><td>817</td><td>2" (51mm)</td></tr><tr><td>2317</td><td>2 1/2" (64mm)</td></tr></table>	CAT NO.	A	817	2" (51mm)	2317	2 1/2" (64mm)										
CAT NO.	A																		
817	2" (51mm)																		
2317	2 1/2" (64mm)																		
NOTE: No suffix denotes ivory finish. Add “-WH” suffix for white finish. * For 2300BAC and 2300BACD Raceway must be mitered to use 2311 and 2318. 2315 cannot be used in divided raceway.		889A	Reducing Connector (800-400) – For transitioning from 800 to 400 Series Raceway. 																

400, 800, 2300, 2000D Series Fittings Ordering Information (continued)

Catalog No./Item	Description/Specifications	Catalog No./Item	Description/Specifications
2310A	Entrance End Fitting – 1/2", 3/4", and 1" trade size KOs for feeding 2300 Series Raceway. 	2318DFO	Bend Radius Divided External Elbow – A 90° external corner with integral dividers to provide 2" (51mm) cable bend radius for UTP and fiber optic installations. 
2310DFO	Bend Radius Divided Entrance End Fitting – Divided fitting to feed 2300BAC and 2300BACD Series Raceway. Includes 1/2", 3/4" and 1" trade size KOs on back and top. 	2389	Reducing Connector (2300BAC-800BAC) – For transitioning from 2300BAC to 800BAC Series Raceway. 
2311DFO	Bend Radius Divided Flat Elbow – A 90° flat corner with integral dividers to provide 2" (51mm) cable bend radius for UTP and fiber optic installations. 	2389A	Reducing Connector (2300BAC-400BAC) – For transitioning from 2300BAC to 400BAC Series Raceway. 
2317DFO	Bend Radius Divided Internal Elbow – A 90° internal corner with integral dividers to provide 2" (51mm) cable bend radius for UTP and fiber optic installations. 	5474	Transition Tap Fitting – Makes transition from 5400 Raceway to 400BAC, 800BAC, 2300BAC Series Raceway. 

NOTE: No suffix denotes ivory finish. Add "-WH" suffix for white finish.

400, 800, 2300, 2000D Series Communications Boxes Ordering Information (continued)

Catalog No./Item	Description/Specifications	Catalog No./Item	Description/Specifications
CM-MMB-231	One Insert Multimedia Box – Compatible with 400BAC and 800BAC Series Raceway. Accepts Pass & Seymour® Activate Inserts and Wiremold Open System Communication Modules. 	CM-MMB-233	Three-Insert FiberReady® Multimedia Box – Compatible with 400BAC, 800BAC and 2300BAC Series Raceway. Accepts Pass & Seymour® Activate Inserts and Wiremold Open System Communications Modules 
CM-MMB-232	Two Insert FiberReady® Multimedia Box – Compatible with 400BAC, 800BAC, and 2300BAC Series Raceway. Accepts Pass & Seymour® Activate Inserts and Wiremold Open System Communications Modules. 		

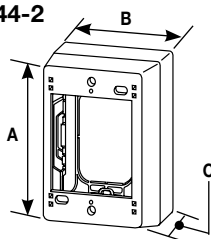
400, 800, 2300 Series Raceway Sure-Snap® Device Boxes

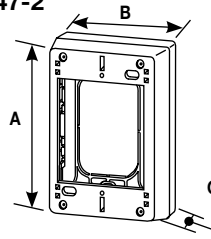
- **Interchangeable covers and bases.** Provides installation flexibility.
- **Large knockout.** Accommodates many cable types and quantities.
- **Cover removes easily.** One twist of a screwdriver removes the cover for fast changes.
- **No screws to assemble.** The secure snap assembly requires fewer tools and parts, which means a shorter installation time.



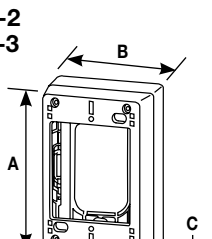
Sure-Snap Device Boxes are available in a variety of sizes and depths.

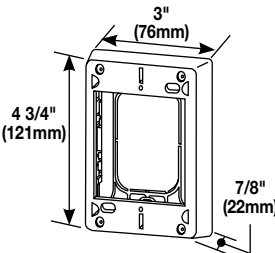
400, 800, 2300 Series Raceway Sure-Snap® Device Boxes Ordering Information (For Non-Divided Raceways)

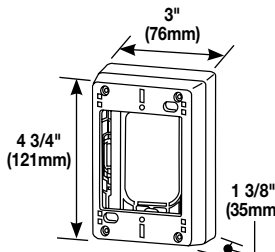
Catalog No./Item	Description/Specifications			
2344 2344-2 	Extra Deep Device Box – 2344 one-gang, 2344-2 two-gang. 2344-2 base has rectangular KO to enable extension from existing single-gang flush wall box and 1/2" and 1" trade size concentric KOs. Accepts NEMA Faceplates			
CAT #	GANG(s)	A	B	C
2344	1	4 3/4" (121mm)	3" (76mm)	2 3/4" (70mm)
2344-2	2	4 3/4" (121mm)	4 7/8" (124mm)	2 3/4" (70mm)

2347 2347-2 	Device Box – 2347 one-gang, 2347-2 two-gang. For standard switches and devices. 2347 and 2347-2 Bases have rectangular KO to enable extension from existing flush wall box and 1/2" and 1" trade size concentric KOs. Accepts NEMA Faceplates			
CAT #	GANG(S)	A	B	C
2347	1	4 3/4" (121mm)	3" (76mm)	1 3/8" (35mm)
2347-2	2	4 3/4" (121mm)	4 7/8" (124mm)	1 3/8" (35mm)

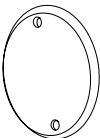
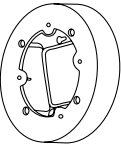
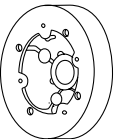
NOTE: No suffix denotes ivory finish. Add “-WH” suffix for white finish.
All single-gang bases have a rectangular knockout on the base.

Catalog No./Item	Description/Specifications			
2348 2348-2 2348-3 	Deep Device Box – 2348 one-gang, 2348-2 two-gang, 2348-3 three-gang. For deeper switches and devices. 2348, 2348-2, and 2348-3 Bases have rectangular KO to enable extension from existing flush wall box and 1/2" and 1" concentric KOs. Accepts NEMA Faceplates.			
CAT #	GANG(S)	A	B	C
2348	1	4 3/4" (121mm)	3" (76mm)	1 3/4" (35mm)
2348-2	2	4 3/4" (121mm)	4 7/8" (124mm)	1 3/4" (44mm)
2348-3	3	4 3/4" (121mm)	7" (178mm)	1 3/4" (44mm)

2348S/51 	Shallow Device Box / Extension Box – For shallow switches and receptacles. Base has rectangular KO. Accepts NEMA Faceplates.			

2348AMP 	Magnetic Deep Device Box (with Grommet) – For deeper switches and devices. Magnetic backing. Base has rectangular KO. Accepts NEMA Faceplates			

400, 800, 2300 Series Raceway Round Fixture Boxes for Non-Divided Raceway Ordering Information

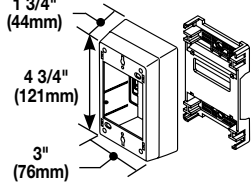
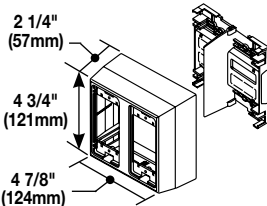
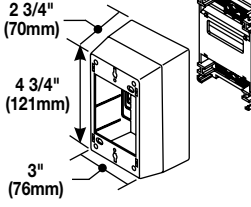
Item	Description	Cat. No.	Diameter	Depth	Specifications
	Blank Cover	2336	4 1/2" (114mm)	—	Use with any round nonmetallic device box to convert into junction box.
	Round Extension Box	2337A	5 1/2" (140mm)	1" (25mm)	For hanging fixtures, smoke/fire alarms and other security devices with 3 1/2" (89mm) or 4 1/16" (103mm) mounting centers. 5 1/2" (140mm) diameter with open base. Not for use with ceiling fans.
	Fixture Box	2338A	5 1/2" (140mm)	1" (25mm)	For hanging smoke/fire alarms and other security devices with 3 1/2" (89mm) or 4 1/16" (103mm) mounting centers. Not for use with ceiling fans.

NOTE: No suffix denotes ivory finish. Add “-WH” suffix for white finish.

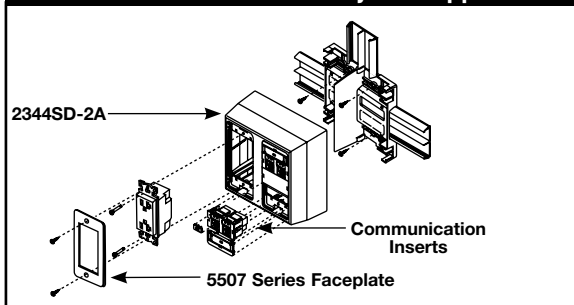
Sure-Snap® Device Boxes for 2300BACD Divided Series Raceway

The 2300BAC and 2300BACD Series Divided Raceway Box family provides two unique benefits; labor savings with “over-the-raceway” installation and Sure-Snap® device boxes. The 2348D and 2344D “over-the-raceway” design eliminates cutting the raceway base to mount boxes. The base snaps on anywhere along the raceway. The Sure-Snap integral device box of the 2344SD-2A combines aesthetics with labor savings. 5507 Series Faceplates, Pass & Seymour Activate Inserts, Wiremold Open System Communication Modules and Ortronics Series II and TracJack Modules snap directly into the Sure-Snap Device Box, eliminating the need for additional faceplates. The single-gang boxes accept standard NEMA faceplates.

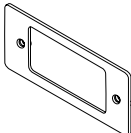
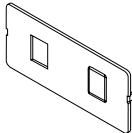
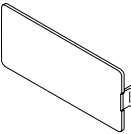
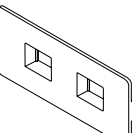
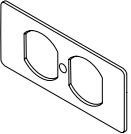
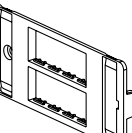
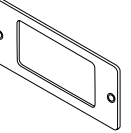
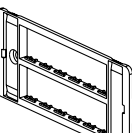
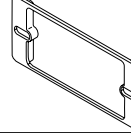
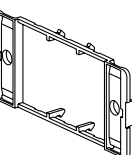
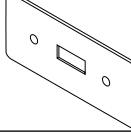
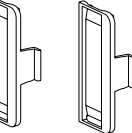
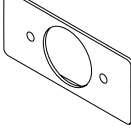
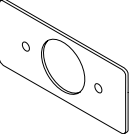
Sure-Snap® Device Boxes for 2300BACD Divided Series Raceway Ordering Information

Catalog No./Item	Description/Specifications	Catalog No./Item	Description/Specifications
2348D 	Device Box – For use with 2300BACD Divided Raceway. For mounting standard switches, receptacles and industry standard faceplates for communication devices. Accepts NEMA Faceplates.	2344SD-2A 	Two-Gang Deep Divided Box – A divided two-gang box for use with 2300D Series Raceway. Provides the ability to have both power and low voltage at a single point of use. Accepts 5507 Series Faceplates, Ortronics® TracJack & Series II Modules, Pass & Seymour® Activate™ Series Inserts, and Wiremold Open System Communication Modules.
2344D 	Extra Deep Device Box – For use with 2300BACD Divided Raceway when additional depth is required. For mounting standard switches, receptacles and industry standard faceplates for communication devices. Accepts NEMA Faceplates.	Note: Not for use with NEMA Faceplates. CM-EPLA End Plates are required when using Wiremold Open System communication modules and Pass & Seymour® Activate inserts. S2-EPL End Plates are required when using Ortronics® Series II inserts. To mount Ortronics® TracJack modules, use 5507-4TJ or 5507-6TJ Faceplates.	

2344SD-2 Over-the-Raceway Box Application



5507 Series Faceplates Ordering Information

Catalog No./Item	Description/Specifications	Catalog No./Item	Description/Specifications
5507AD	 Modular Furniture Adapter – For mounting Activate modular furniture bezels and other modular furniture adapters. Not for use with rectangular (decorator) style devices.	5507RJ	 Dual RJ11/RJ45 Connector Faceplate – For mounting one or two RJ type connectors – has one opening and a KO for the other.
5507B	 Blank Faceplate – For covering unused compartments in the device bracket.	5507FRJ	 Flush Dual RJ11/RJ45 Connector Faceplate – Same as 5507RJ except the connectors are recessed to provide a flush installation.
5507D	 Duplex Receptacle Faceplate – For covering duplex style devices. Accepts 106 Frame.	5507-4TJ	 Ortronics® Faceplate – For mounting Ortronics® datacom inserts. Accepts four TracJack Devices.
5507R	 Rectangular Receptacle Faceplate – For covering rectangular decorator style devices.	5507-6TJ	 Ortronics® Faceplate – For mounting Ortronics® datacom inserts. Accepts six TracJack Devices.
5507S	 Rectangular Spacer – For mounting commercial device plates. Installs between the device bracket and a device.	CM-EPLA	 End Plates – Includes two outlet identification labels with clear covers and two matching screw covers. Required for mounting Pass & Seymour® Activate™ and Wiremold Open System communication modules into the 2344SD-2A.
5507SW	 Switch Faceplate – For covering standard toggle switches.	S2-EPL	 End Plates – Includes two outlet identification labels with clear covers and two matching screw covers. Required for mounting Ortronics® Series II modules into the 2344SD-2A.
5507T1	 Single Receptacle Faceplate – For covering single receptacles – 1.59" (40mm) diameter.		
5507T2	 Single Receptacle Faceplate – For covering single receptacles – 1.41" (36mm) diameter.		

NOTE: No suffix denotes ivory finish. Add “-WH” suffix for white finish, and “G” for Gray finish. Consult factory for custom colors.



Electrical Wiring Systems

60 Woodlawn Street
West Hartford, CT 06110
Phone: 1.877.BY.LEGRAND (295-3472)
www.legrand.us

570 Applewood Crescent
Vaughan, Ontario L4K 4B4
Phone: 905.738.9195
www.legrand.ca

