DRAWING LIST

SHEET NUMBER	SHEET NAME
A-800	ABBREVIATIONS, NOTES, & SYMBOLS
A-801-A	1ST FLOOR TEL/DATA PLAN - PART A
A-801-B	1ST FLOOR TEL/DATA PLAN - PART B
A-801-C	1ST FLOOR TEL/DATA PLAN - PART C
A-801-D	1ST FLOOR TEL/DATA PLAN - PART D
A-802-A	2ND FLOOR TEL/DATA PLAN - PART A
A-802-B	2ND FLOOR TEL/DATA PLAN - PART B
A-803	SERVER ROOM SCHEDULE

TEL/DATA PLAN GENERAL NOTES

1. ELECTRICAL ITEMS AND INFORMATION SHOWN ON THIS PLAN ARE FOR GENERAL REFERENCE AND COORDINATION ONLY. REFER TO ENGINEERED ELECTRICAL PLANS FOR SPECIFIC ELECTRICAL INFORMATION, INCLUDING TYPICAL MOUNTING HEIGHTS.

2. THE CONTRACT DOCUMENTS ARE COMPLIMENTARY TO EACH OTHER. WHAT IS REQUIRED FOR ONE DRAWING SHALL BE AS BINDING AS IF REQUIRED FOR ALL.

3. DO NOT SCALE DRAWINGS. CONTRACTOR SHALL FIELD VERIFY DIMENSIONS.

4. THIS PLAN SHALL BE USED FOR POWER, VOICE AND DATA LOCATIONS ONLY. REFER TO ELECTRICAL ENGINEERING DRAWINGS FOR CIRCUITING AND FIRE ALARM DETECTION DEVICES.

5. DIMENSIONS SHOWN ON PLAN FOR FLOOR-MOUNTED AND WALL-MOUNTED SYSTEMS FURNITURE FEEDS AND CONFERENCE ROOM FLOOR-MOUNTS ARE TO CENTERLINE OF ONE CORE OR JUNCTION BOX. TYPICAL DISTANCE BETWEEN ADJACENT POWER, VOICE OR DATA OUTLETS SHALL NOT EXCEED 6", UNLESS OTHERWISE NOTED.

6. SECURITY EQUIPMENT, TELEPHONE AND DATA EQUIPMENT AND A/V EQUIPMENT ARE TENANT FURNISHED, AND INSTALLED BY THE TENANT'S CONTRACTOR/CONSULTANT. THE GENERAL CONTRACTOR SHALL COORDINATE INSTALLATION WITH OWNER AND CONTRACTOR/CONSULTANTS AND WITH STATION CABLING & COMMUNICATION SCOPE OF WORK. INDIVIDUAL FLOOR RECEPTACLES ARE DIMENSIONED TO CENTER LINE OF DEVICE, U.O.N.

7. FLOOR CORES ARE PERMISSIBLE UNLESS SPECIFICALLY NOTED IN THE DRAWINGS, COORDINATE ALL LOCATIONS WITH CONTRACTING OFFICER.

8. MOUNT ALL OUTLETS 18" ON CENTER ABOVE FINISHED FLOOR, U.O.N.

9. OUTLETS SHOWN BACK TO BACK SHALL BE STAGGERED.

10. WALL MOUNTED SYSTEMS FURNITURE BASE FEEDS AND VOICE/DATA INFEEDS SHALL BE MOUNTED AT 7" AFF.

11. EACH CLUSTER OF WORKSTATIONS OR SINGLE WORKSTATION SHALL INCLUDE: POWER INFEED AND SEPARATE VOICE/DATA INFEED. CONTRACTOR SHALL COORDINATE EXACT LOCATION OF OUTLETS WITH ARCHITECT FOR SYSTEM FURNITURE LOCATIONS AND MILLWORK.

12. POWER AND DATA/VOICE CABLING SHALL ALWAYS BE RUN SEPARATE FROM ONE ANOTHER TO ELIMINATE INTERFERENCE.

13. PLATES, DEVICES AND RECEPTACLES TO BE SELECTED BY CONTRACTING OFFICER.

ELECTRICAL SYMBOLS

NOTE: GENERIC DEVICE SYMBOLS SHOWN BELOW- SEE ELECTRICAL DRAWINGS FOR SPECIFIC DESCRIPTIONS AND ADDITIONAL ITEMS NOT SHOWN.

- DUPLEX RECEPTACLE, MOUNTED 18" AFF
- DUPLEX RECEPTACLE, MOUNTED 42" AFF OR 6" ABOVE COUNTERTOP
- QUAD RECEPTACLE, MOUNTED 18" AFF UNLESS OTHERWISE INDICATED
- TEL/DATA WALL OUTLET, MOUNTED 18" AFF UNLESS OTHERWISE INDICATED
- DATA WALL OUTLET, MOUNTED 18" AFF UNLESS OTHERWISE INDICATED
- FLOOR OUTLET BOX WITH DUPLEX RECEPTACLE
- FLOOR OUTLET BOX WITH QUAD RECEPTACLE
- FLOOR OUTLET BOX WITH TEL/DATA OUTLET
- FLOOR OUTLET BOX WITH TEL/DATA FEED
- POWER POLE
- JUNCTION BOX

MARK	DATE	DESCRIPTION	APPR.

DESIGNED BY: | DATE: 06/24/2022
DRAWN BY: | CKD BY: | SOLICITATION NO.:
SUBMITTED BY: | CONTRACT NO.: MXRD 21-0004
SCALE: As indicated | PLOT DATE: | OP NO.:
SIZE: ANSI D

DEPARTMENT OF THE AIR FORCE
AIR FORCE MATERIEL COMMAND
66th AIR BASE GROUP/CECE
BASE CIVIL ENGINEER
DIVISION
HANSCOM AFB, MA 01731

REPAIR AFLCMC ACQ FAC, B1614

TEL / DATA NOTES, LEGENDS & SCHEDULE

B1614
A-800

Property of the United States Air Force - Confidential Unclassified Information

ISSUE FOR BID

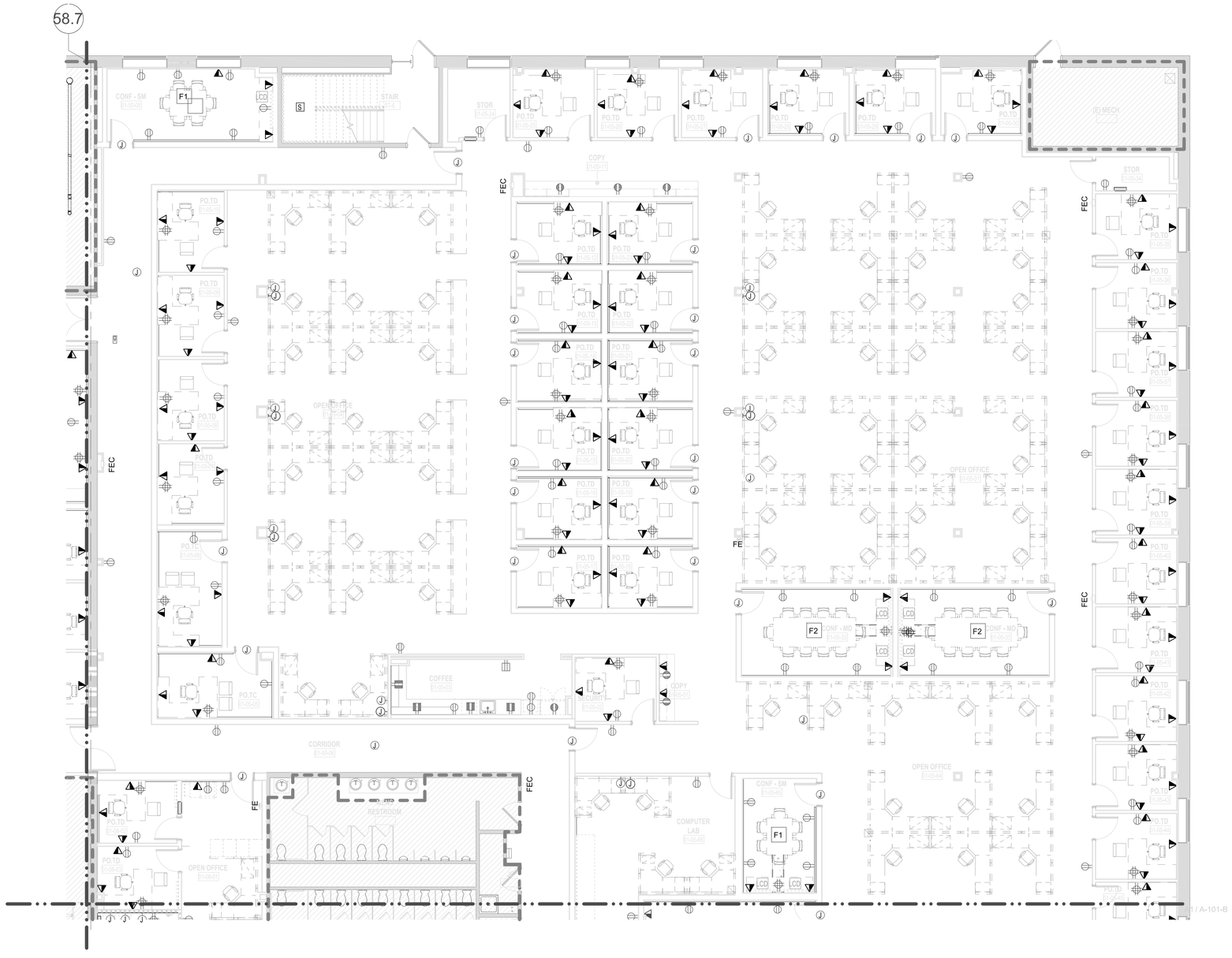

A1 1ST FLOOR TEL/DATA PLAN - PART A

SCALE: 1/8" = 1'-0"

LEGEND

DATA DROP LOCATION

GENERAL NOTES:

1. SPECIFIC DATA DROP LOCATIONS ARE NOT SHOWN FOR WORKSTATIONS. CABLING CONTRACTOR TO DETERMINE OPTIMAL PATHWAY.

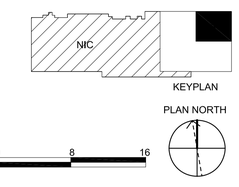

8 6 4 2 0 8 16

SCALE: 1/8"=1'-0"

MARK	DATE	DESCRIPTION	APPR.

DESIGNED BY:
DRAWN BY: CKD BY:
SUBMITTED BY:
SCALE: 1/8" = 1'-0"
SIZE: ANSI D
DATE: 08/30/2023
SOLICITATION NO.:
CONTRACT NO.: MXRD 21-0004
PLOT DATE: OP NO.:

DEPARTMENT OF THE AIR FORCE
AIR FORCE MATERIEL COMMAND
66th AIR BASE GROUP/CECE
BASE CIVIL ENGINEER
DIVISION
HANSCOM AFB, MA 01731

REPAIR AFLCMC ACQ FAC, B1614

1ST FLOOR TEL/DATA PLAN - PART A

B1614
A-801-A

ISSUE FOR BID

Property of the United States Air Force - Confidential Unclassified Information

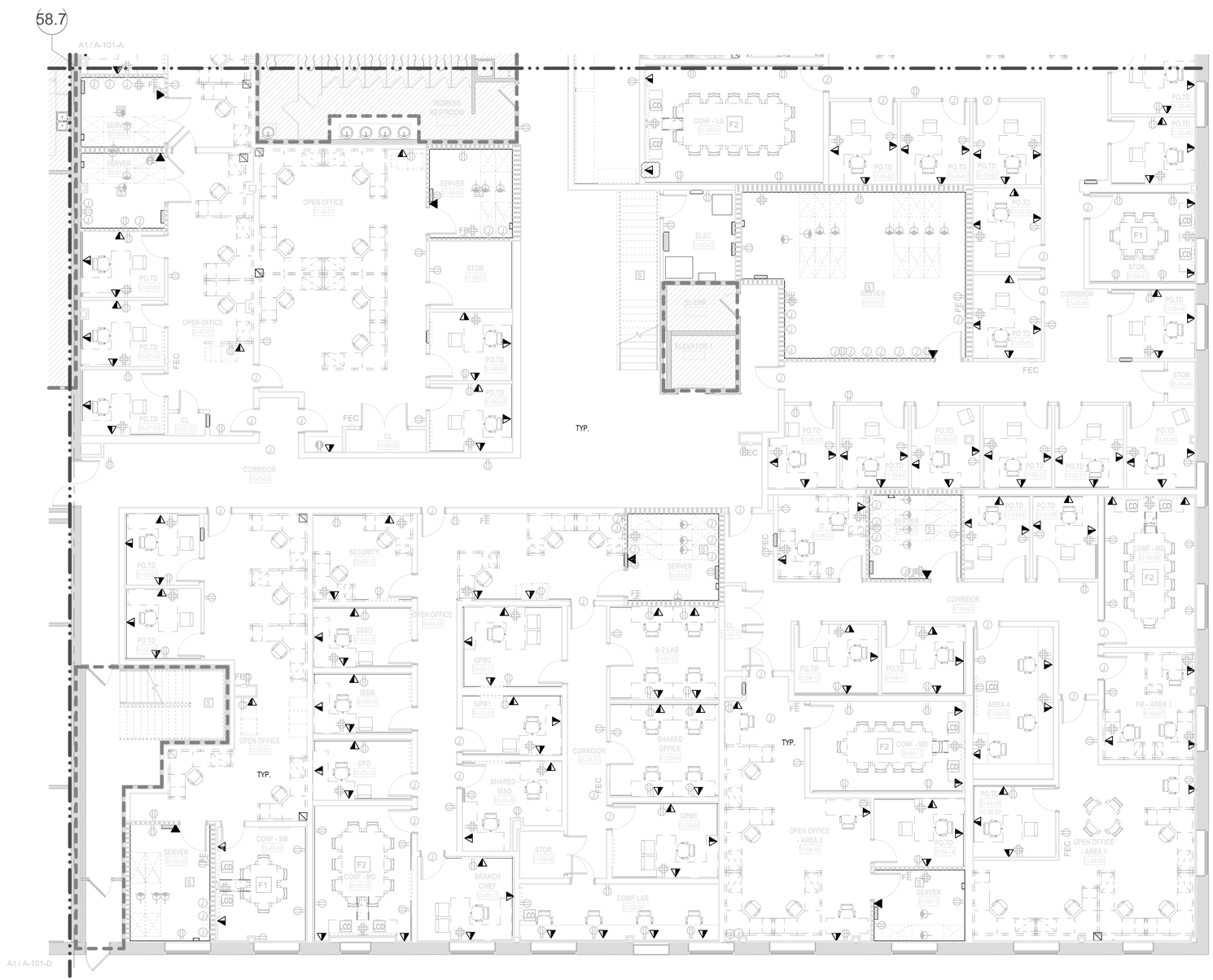

A1 1ST FLOOR TEL/DATA PLAN - PART B
SCALE: 1/8" = 1'-0"

LEGEND

DATA DROP LOCATION

GENERAL NOTES:

1. SPECIFIC DATA DROP LOCATIONS ARE NOT SHOWN FOR WORKSTATIONS. CABLING CONTRACTOR TO DETERMINE OPTIMAL PATHWAY.

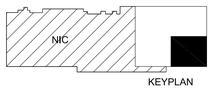

KEYPLAN

PLAN NORTH

8 6 4 2 0 8 16
SCALE: 1/8"=1'-0"

MARK	DATE	DESCRIPTION	APPR.

DESIGNED BY:
DRAWN BY: CKD BY:
SUBMITTED BY:
SCALE: 1/8" = 1'-0"
SIZE: ANSI D
DATE: 08/30/2023
SOLICITATION NO.:
CONTRACT NO.: MXRD 21-0004
PLOT DATE: OP NO.:

DEPARTMENT OF THE AIR FORCE
AIR FORCE MATERIEL COMMAND
66th AIR BASE GROUP/CECE
BASE CIVIL ENGINEER
DIVISION
HANSCOM AFB, MA 01731

REPAIR AFLCMC ACQ FAC, B1614

1ST FLOOR TEL/DATA PLAN - PART B

B1614
A-801-B

ISSUE FOR BID

Property of the United States Air Force - Confidential Unclassified Information

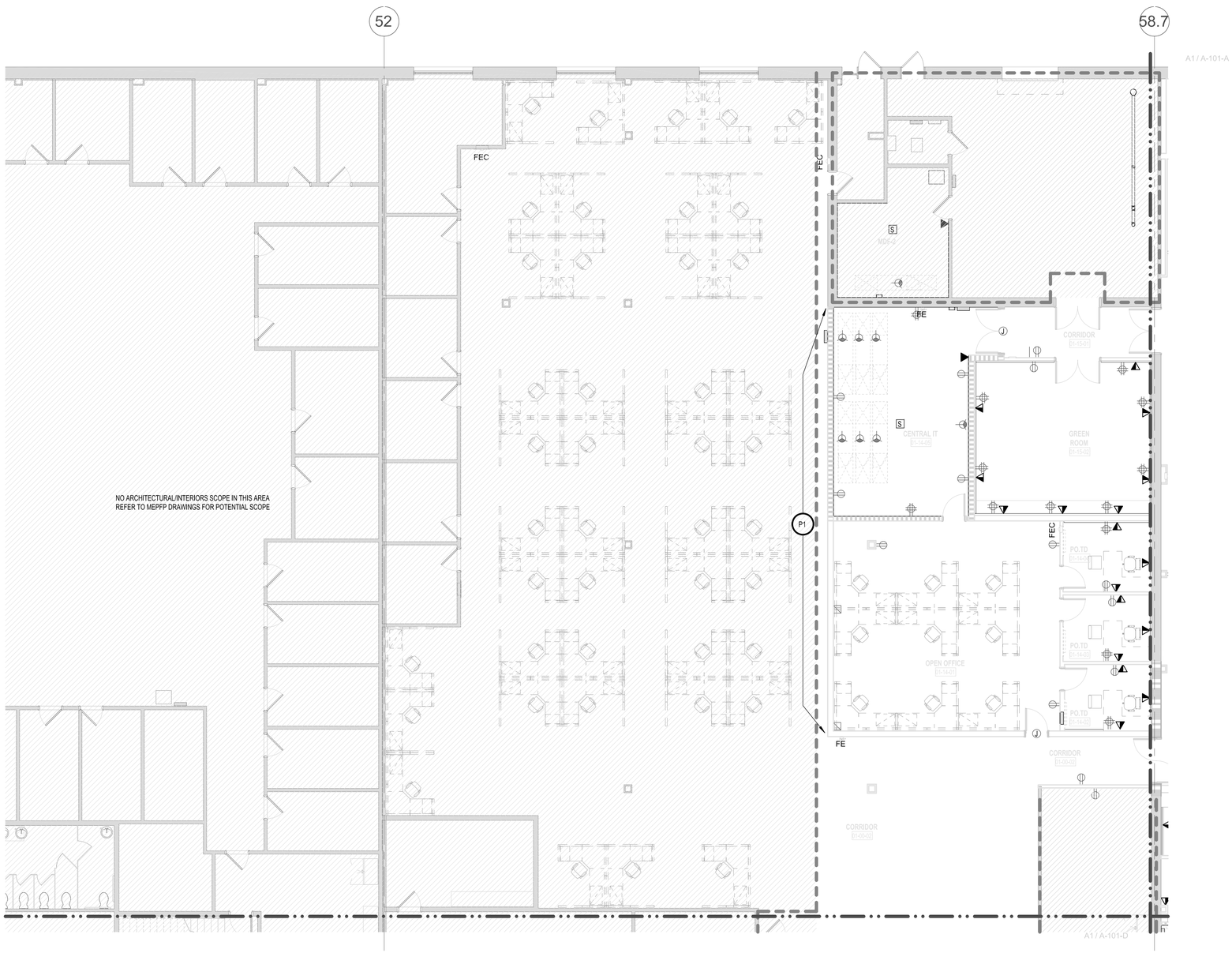

A1 1ST FLOOR TEL/DATA PLAN - PART C

SCALE: 1/8" = 1'-0"

LEGEND

DATA DROP LOCATION

GENERAL NOTES:

1. SPECIFIC DATA DROP LOCATIONS ARE NOT SHOWN FOR WORKSTATIONS. CABLING CONTRACTOR TO DETERMINE OPTIMAL PATHWAY.

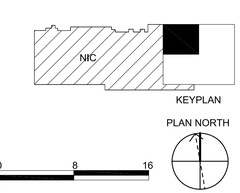

MARK	DATE	DESCRIPTION	APPR.

DESIGNED BY: | DATE: 08/30/2023
DRAWN BY: | CKD BY: | SOLICITATION NO.:
SUBMITTED BY: | CONTRACT NO.: MXRD 21-0004
SCALE: 1/8" = 1'-0" | PLOT DATE: | OP NO.:
SIZE: ANSI D

DEPARTMENT OF THE AIR FORCE
AIR FORCE MATERIEL COMMAND
66th AIR BASE GROUP/CECE
BASE CIVIL ENGINEER
DIVISION
HANSCOM AFB, MA 01731

REPAIR AFLCMC ACQ FAC, B1614

1ST FLOOR FURN, POWER & TEL/DATA PLAN - PART C

B1614

A-801-C

Property of the United States Air Force - Confidential Unclassified Information

ISSUE FOR BID

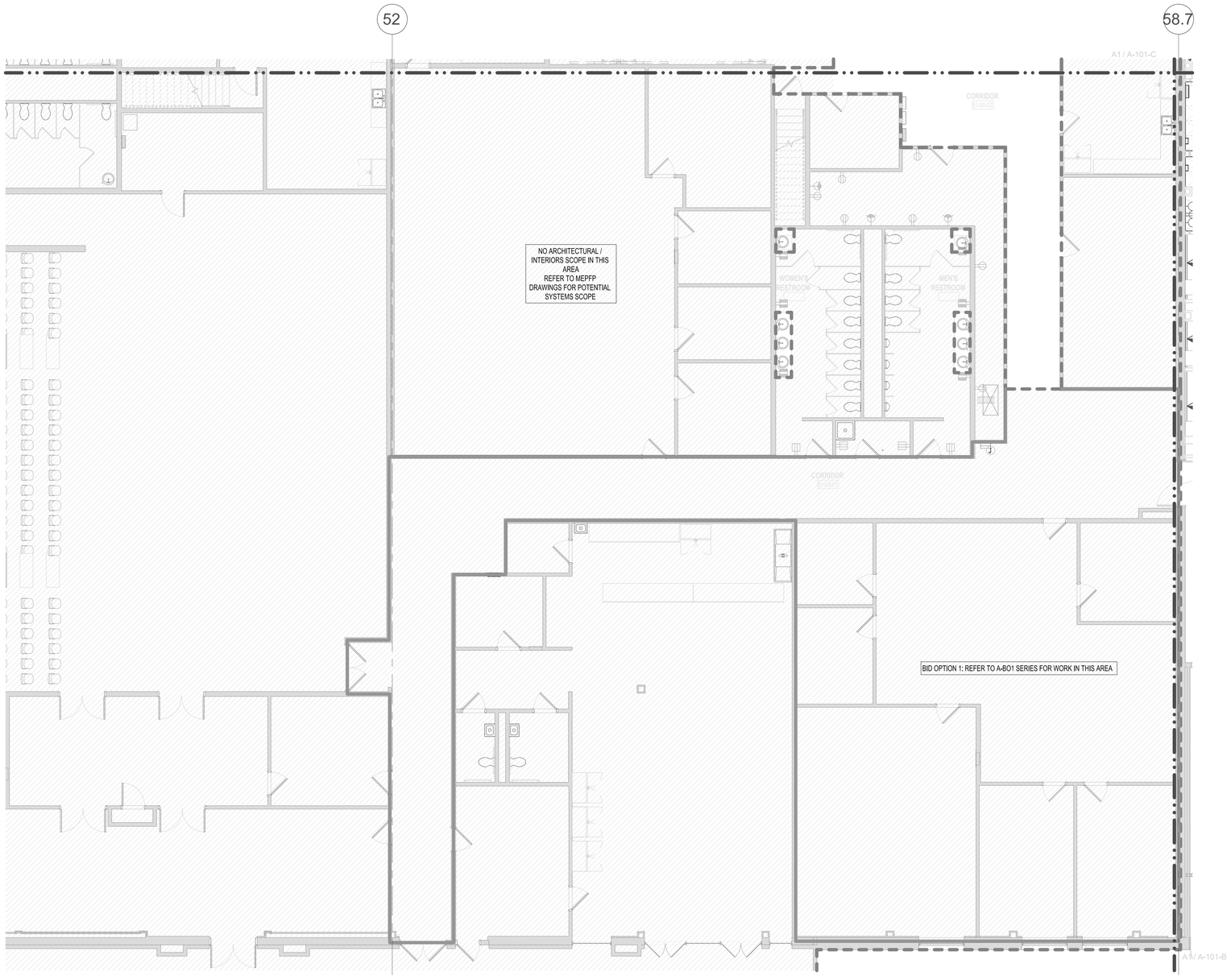

A1 1ST FLOOR TEL/DATA PLAN - PART D
SCALE: 1/8" = 1'-0"

LEGEND

DATA DROP LOCATION

GENERAL NOTES:

1. SPECIFIC DATA DROP LOCATIONS ARE NOT SHOWN FOR WORKSTATIONS. CABLING CONTRACTOR TO DETERMINE OPTIMAL PATHWAY.

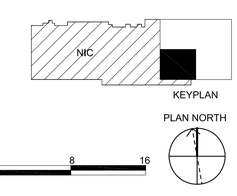

8 6 4 2 0 8 16
SCALE: 1/8"=1'-0"

MARK	DATE	DESCRIPTION	APPR.

DESIGNED BY:
DATE: 06/24/2022
DRAWN BY: CKD BY:
SOLICITATION NO.:
SUBMITTED BY:
CONTRACT NO.: MXRD 21-0004
SCALE: 1/8" = 1'-0"
PLOT DATE:
OP NO.:
SIZE: ANSI D

DEPARTMENT OF THE AIR FORCE
AIR FORCE MATERIEL COMMAND
66th AIR BASE GROUP/CECE
BASE CIVIL ENGINEER DIVISION
HANSCOM AFB, MA 01731

REPAIR AFLCMC ACQ FAC, B1614

1ST FLOOR TEL/DATA PLAN PART D

B1614
A-801-D

ISSUE FOR BID

Property of the United States Air Force - Confidential Unclassified Information

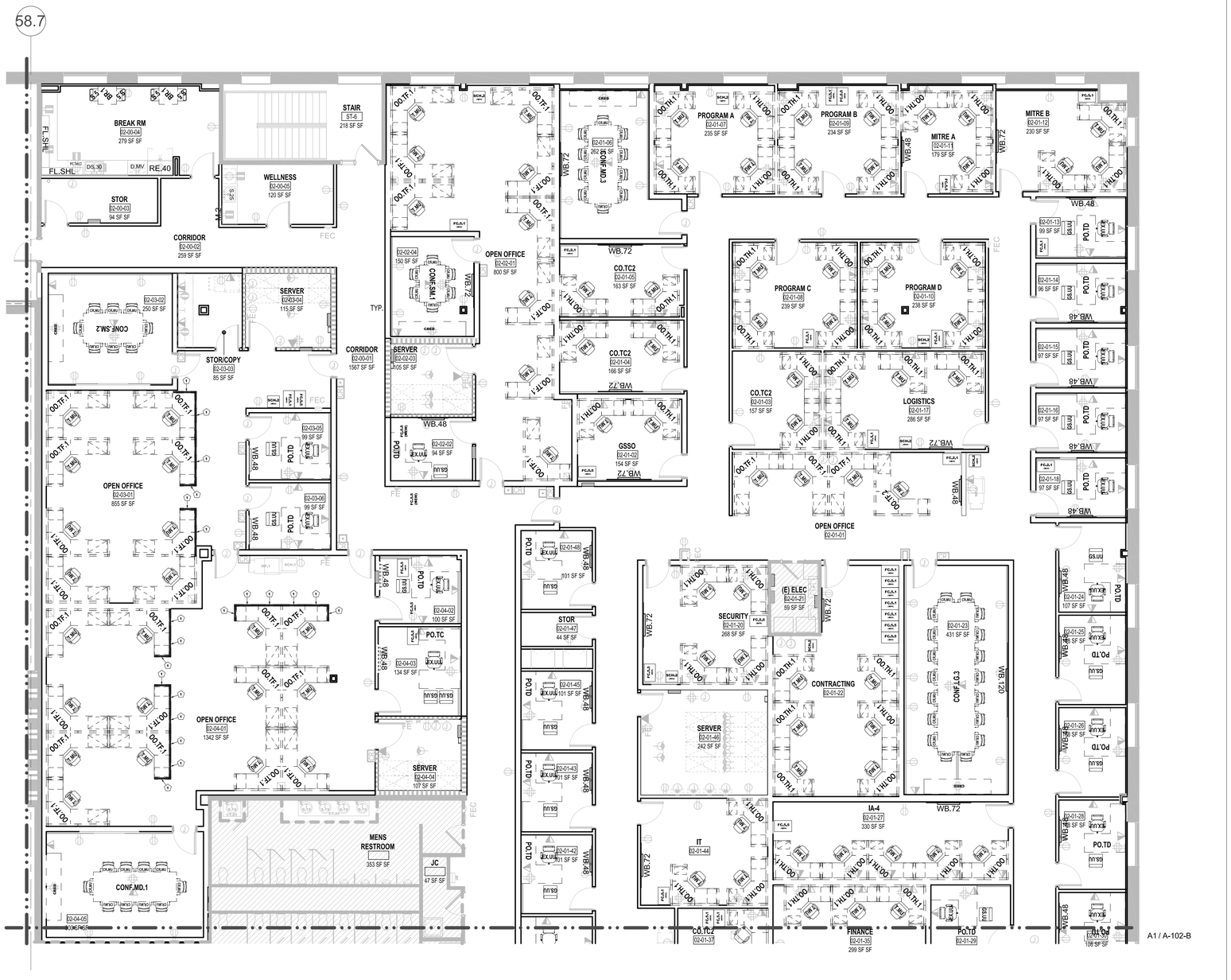

KEY NOTES

1. FURNITURE PANEL SHALL BE A MINIMUM OF 6 FEET IN HEIGHT.

FURNITURE PLAN LEGEND	
Plan Mark	**Item Description**
Private Office	
PO.TA	Type A Office Desk
PO.TB	Type B Office Desk
PO.TC	Type C Office Desk
PO.TD	Type D Office Desk
Open Office	
OO.TE.1	Type E Workstation (8'x8')
OO.TF.1	Type F Workstation (6'x8')
OO.TF.2	Type F Workstation (6'x7')
OO.TH.1	Type H Workstation (6'x5')
OO.TI.1	Type I Workstation (X'xX')
Other Office Furniture	
CONF.SM.1	60" Long x 42" Wide
CONF.SM.2	96" Long x 48" Wide
CONF.MD.1	134" Long x 48" Wide
CONF.MD.2	102" Long x 66" Wide
CONF.MD.3	126" Long x 48" Wide
CONF.LG.1	160" Long x 66" Wide
CONF.LG.2	264" Long x 60" Wide
CONF.LG.3	240" Long x 60" Wide
BR.1	Break Room Table
RT.42	42" Diameter Circular Table
CB.96	96" Wide Computer Workbench
BK.1	3 Shelf Bookcase
CR.9	Credenza
WB.48	48" Wide x 48" Tall Wall Mounted White Board
WB.60	60" Wide x 48" Tall Wall Mounted White Board
WB.72	72" Wide x 48" Tall Wall Mounted White Board
WB.96	96" Wide x 48" Tall Wall Mounted White Board
WB.120	120" Wide x 48" Tall Wall Mounted White Board
FC.2.1	GSA Security Container - 2 Drawer / 1 Lock (NIC)
FC.5.1	GSA Security Container - 5 Drawer / 1 Lock (NIC)
FC.5.5	GSA Security Container - 5 Drawer / 5 Lock (NIC)
Seating	
EX.UU	Office Chair - Private Office
T.MU	Office Chair - Workstation
GS.UU	Office Chair - Guest
CR.MU	Conference Room Chair
S.5	Break Room Chair
Office Equipment	
MF.1	Multi-Function Printer (NIC)
SCH.1	Paper Shredder (Up to CUI) (NIC)
SCH.2	Paper Shredder (NSA/CSS Approved) (NIC)

NIC = Not in Contract, items shown for reference only.

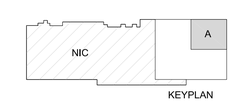

KEYPLAN

PLAN NORTH

8 6 4 2 0 8 16
SCALE: 1/8"=1'-0"

A1 2ND FLOOR FURNITURE PLAN - PART A
SCALE: 1/8" = 1'-0"

MARK	DATE	DESCRIPTION	APPR.

DESIGNED BY:
DRAWN BY: CKD BY:
SUBMITTED BY:
SCALE: 1/8" = 1'-0"
SIZE: ANSI D
DATE: 08/24/2023
SOLICITATION NO.:
CONTRACT NO.: MXRD 21-0004
PLOT DATE:
OP NO.:

DEPARTMENT OF THE AIR FORCE
AIR FORCE MATERIEL COMMAND
66th AIR BASE GROUP/CECE
BASE CIVIL ENGINEER DIVISION
HANSCOM AFB, MA 01731

REPAIR AFLCMC ACQ FAC, B1614

2ND FLOOR FURNITURE PLAN PART A

B1614
A-802-A

ISSUE FOR BID

Property of the United States Air Force - Confidential Unclassified Information

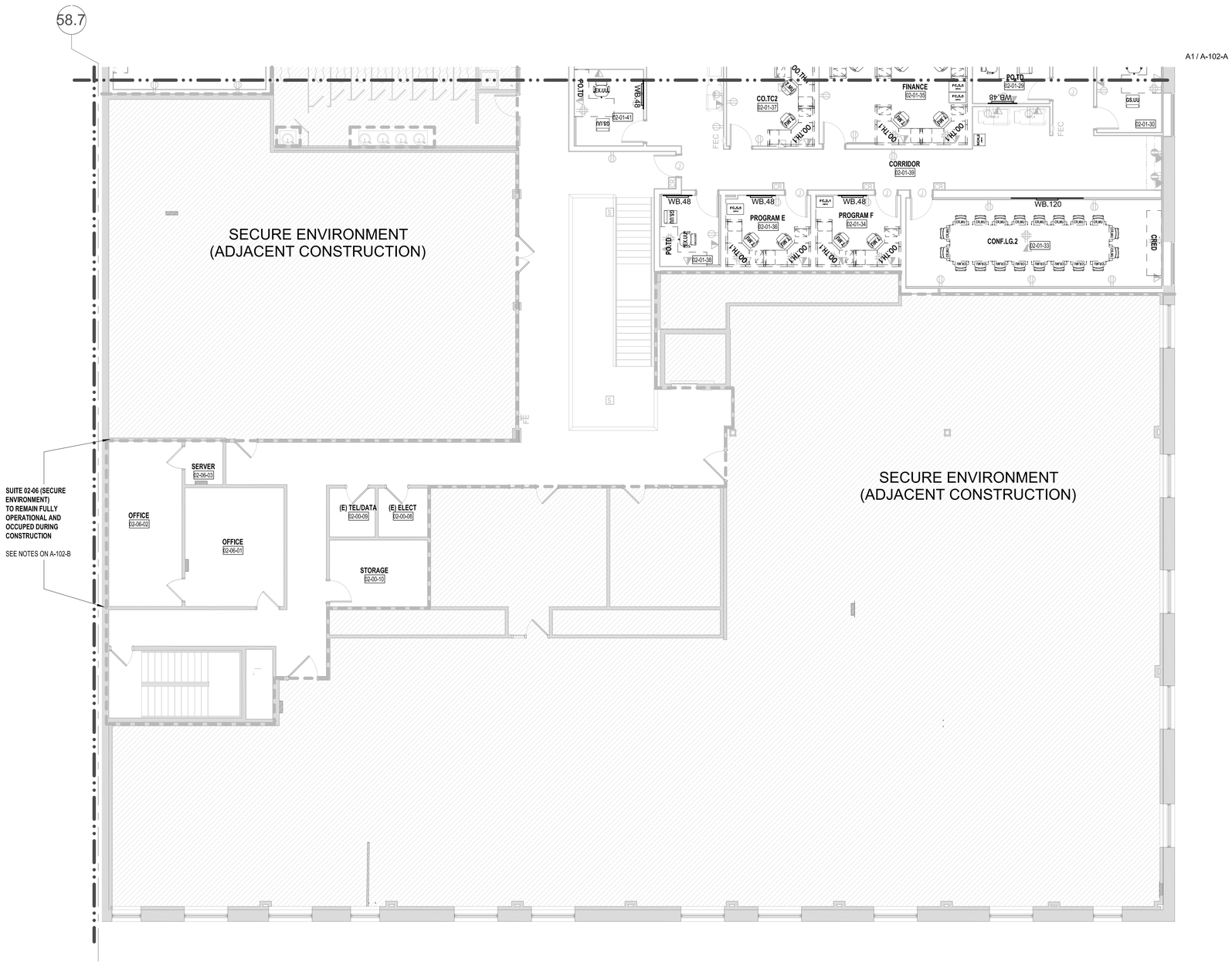

A1 2ND FLOOR FURNITURE PLAN - PART B
SCALE: 1/8" = 1'-0"

KEY NOTES
1. FURNITURE PANEL SHALL BE A MINIMUM OF 6 FEET IN HEIGHT.

FURNITURE PLAN LEGEND	
Plan Mark	**Item Description**
Private Office	
PO.TA	Type A Office Desk
PO.TB	Type B Office Desk
PO.TC	Type C Office Desk
PO.TD	Type D Office Desk
Open Office	
OO.TE.1	Type E Workstation (8'x8')
OO.TF.1	Type F Workstation (6'x8')
OO.TF.2	Type F Workstation (6'x7')
OO.TH.1	Type H Workstation (6'x5')
OO.TI.1	Type I Workstation (X'xX')
Other Office Furniture	
CONF.SM.1	60" Long x 42" Wide
CONF.SM.2	96" Long x 48" Wide
CONF.MD.1	134" Long x 48" Wide
CONF.MD.2	102" Long x 66" Wide
CONF.MD.3	126" Long x 48" Wide
CONF.LG.1	160" Long x 66" Wide
CONF.LG.2	264" Long x 60" Wide
CONF.LG.3	240" Long x 60" Wide
BR.1	Break Room Table
RT.42	42" Diameter Circular Table
CB.96	96" Wide Computer Workbench
BK.1	3 Shelf Bookcase
CR.9	Credenza
WB.48	48" Wide x 48" Tall Wall Mounted White Board
WB.60	60" Wide x 48" Tall Wall Mounted White Board
WB.72	72" Wide x 48" Tall Wall Mounted White Board
WB.96	96" Wide x 48" Tall Wall Mounted White Board
WB.120	120" Wide x 48" Tall Wall Mounted White Board
FC.2.1	GSA Security Container - 2 Drawer / 1 Lock (NIC)
FC.5.1	GSA Security Container - 5 Drawer / 1 Lock (NIC)
FC.5.5	GSA Security Container - 5 Drawer / 5 Lock (NIC)
Seating	
EX.UU	Office Chair - Private Office
T.MU	Office Chair - Workstation
GS.UU	Office Chair - Guest
CR.MU	Conference Room Chair
S.5	Break Room Chair
Office Equipment	
MF.1	Multi-Function Printer (NIC)
SCH.1	Paper Shredder (Up to CUI) (NIC)
SCH.2	Paper Shredder (NSA/CSS Approved) (NIC)

NIC = Not in Contract, items shown for reference only.

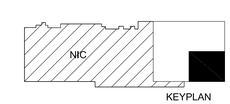

KEYPLAN

PLAN NORTH

8 6 4 2 0 8 16
SCALE: 1/8"=1'-0"

MARK	DATE	DESCRIPTION	APPR.

DESIGNED BY: | DATE: 08/24/2022
DRAWN BY: | CKD BY: | SOLICITATION NO.:
SUBMITTED BY: | CONTRACT NO.: MXRD 21-0004
SCALE: 1/8" = 1'-0" | PLOT DATE: | OP NO.:
SIZE: ANSI D

DEPARTMENT OF THE AIR FORCE
AIR FORCE MATERIEL COMMAND
66th AIR BASE GROUP/CECE
BASE CIVIL ENGINEER
DIVISION
HANSCOM AFB, MA 01731

REPAIR AFLCMC ACQ FAC, B1614

2ND FLOOR FURNITURE PLAN PART B

B1614
A-802-B

Property of the United States Air Force - Confidential Unclassified Information

ISSUE FOR BID

Server Room	Supported Room
~~01-02-05~~	01-02-01
	01-02-02
	01-02-03
	01-02-04

Server Room	Supported Room
~~01-03-02~~	01-03-01
	01-03-03
	01-03-04
	01-03-05
	01-03-06
	01-03-07
	01-03-08
	01-03-09
	01-03-10
	01-03-11
	01-03-12
	01-03-13
	01-03-14
	01-03-15
	01-03-16
	01-03-17

~~01-04-03~~	01-04-01
	01-04-02
	01-04-04
	01-04-05
	01-04-06
	01-04-07
	01-04-08
	01-04-09
	01-04-10
	01-04-11
	01-04-12
	01-04-17

~~01-04-15~~	01-04-13
	01-04-14
	01-04-16

Server Room	Supported Room
~~01-05-57~~	01-05-01
	01-05-02
	01-05-03
	01-05-04
	01-05-05
	01-05-06
	01-05-07
	01-05-08
	01-05-09
	01-05-10
	01-05-12
	01-05-13
	01-05-14
	01-05-15
	01-05-16
	01-05-17
	01-05-18
	01-05-19
	01-05-20
	01-05-21
	01-05-22
	01-05-23
	01-05-24
	01-05-25
	01-05-26
	01-05-27
	01-05-28
	01-05-29
	01-05-30
	01-05-31
	01-05-32
	01-05-33
	01-05-34
	01-05-35
	01-05-36
	01-05-37
	01-05-38
	01-05-39
	01-05-40
	01-05-41
	01-05-42
	01-05-43
	01-05-44
	01-05-45
	01-05-46
	01-05-47
	01-05-48
	01-05-49
	01-05-50
	01-05-51
	01-05-52
	01-05-53
	01-05-54
	01-05-55
	01-05-56
	01-05-58
	01-05-59
	01-05-60
	01-05-61
	01-05-62
	01-05-63
	01-05-64
	01-05-65
	01-05-66

Server Room	Supported Room
01-06-06	01-06-01
	01-06-02
	01-06-03
	01-06-04
	01-06-05

Server Room	Supported Room
~~01-07-06~~	01-07-01
	01-07-02
	01-07-03
	01-07-04
	01-07-05

Server Room	Supported Room
~~01-08-04~~	01-08-01
	01-08-02
	01-08-03

Server Room	Supported Room
~~01-14-05~~	01-14-01
	01-14-02
	01-14-03
	01-14-04

Server Room	Supported Room
~~02-01-46~~	02-01-01
	02-01-02
	02-01-03
	02-01-04
	02-01-05
	02-01-06
	02-01-07
	02-01-08
	02-01-09
	02-01-10
	02-01-11
	02-01-12
	02-01-13
	02-01-14
	02-01-15
	02-01-16
	02-01-17
	02-01-18
	02-01-20
	02-01-21
	02-01-22
	02-01-23
	02-01-24
	02-01-25
	02-01-26
	02-01-27
	02-01-28
	02-01-30
	02-01-33
	02-01-34
	02-01-35
	02-01-36
	02-01-37
	02-01-38
	02-01-39
	02-01-41
	02-01-42
	02-01-44
	02-01-43
	02-01-45
	02-01-47
	02-01-48

Server Room	Supported Room
~~02-02-03~~	02-02-01
	02-02-02
	02-02-04

Server Room	Supported Room
~~02-03-04~~	02-03-01
	02-03-02
	02-03-03
	02-03-05
	02-03-06

Server Room	Supported Room
~~02-04-04~~	02-04-01
	02-04-02
	02-04-03
	02-04-05

MARK	DATE	DESCRIPTION	APPR.

DESIGNED BY:
DATE: 06/24/2022
DRAWN BY:
CKD BY:
SOLICITATION NO.:
SUBMITTED BY:
CONTRACT NO.: MXRD 21-0004
SCALE: 1/8" = 1'-0"
PLOT DATE:
OP NO.:
SIZE: ANSI D

DEPARTMENT OF THE AIR FORCE
AIR FORCE MATERIEL COMMAND
66th AIR BASE GROUP/CECE
BASE CIVIL ENGINEER
CIVIL DIVISION
HANSCOM AFB, MA 01731

REPAIR AFLCMC ACQ FAC, B1614

SERVER ROOM SCHEDULE

B1614
A-803

Property of the United States Air Force - Controlled Unclassified Information

ISSUE FOR BID