

**COPYRIGHT NOTICE:**  
THESE DRAWINGS AND SPECIFICATIONS ARE COPYRIGHTED AND SUBJECT TO COPYRIGHT PROTECTION AS AN "ARCHITECTURAL WORK" UNDER SEC. 102 OF THE COPYRIGHT ACT, 17 U.S.C. AMENDED JANUARY 2002. PROTECTION INCLUDES, WITHOUT LIMITATION, THE GENERAL, FOR ARRANGEMENT AND COMPOSITION OF SPACES AND ELEMENTS OF THE DESIGN, UNDER SUCH PROTECTION, UNAUTHORIZED USE OF THESE DRAWINGS AND SPECIFICATIONS MAY RESULT IN CESSION OF CONSTRUCTION, BUILDING SEIZURE, AND/OR MONETARY LIABILITY.


# I-70 & TOWER RD

3471 N SALIDA ST, SUITE 80  
AURORA, CO 80011

PROJECT TYPE:	DESIGN TYPE:
CORPORATE REMODEL	F1

**8958**

PROTOTYPE RELEASE: DCD



06/26/202

# Perspective

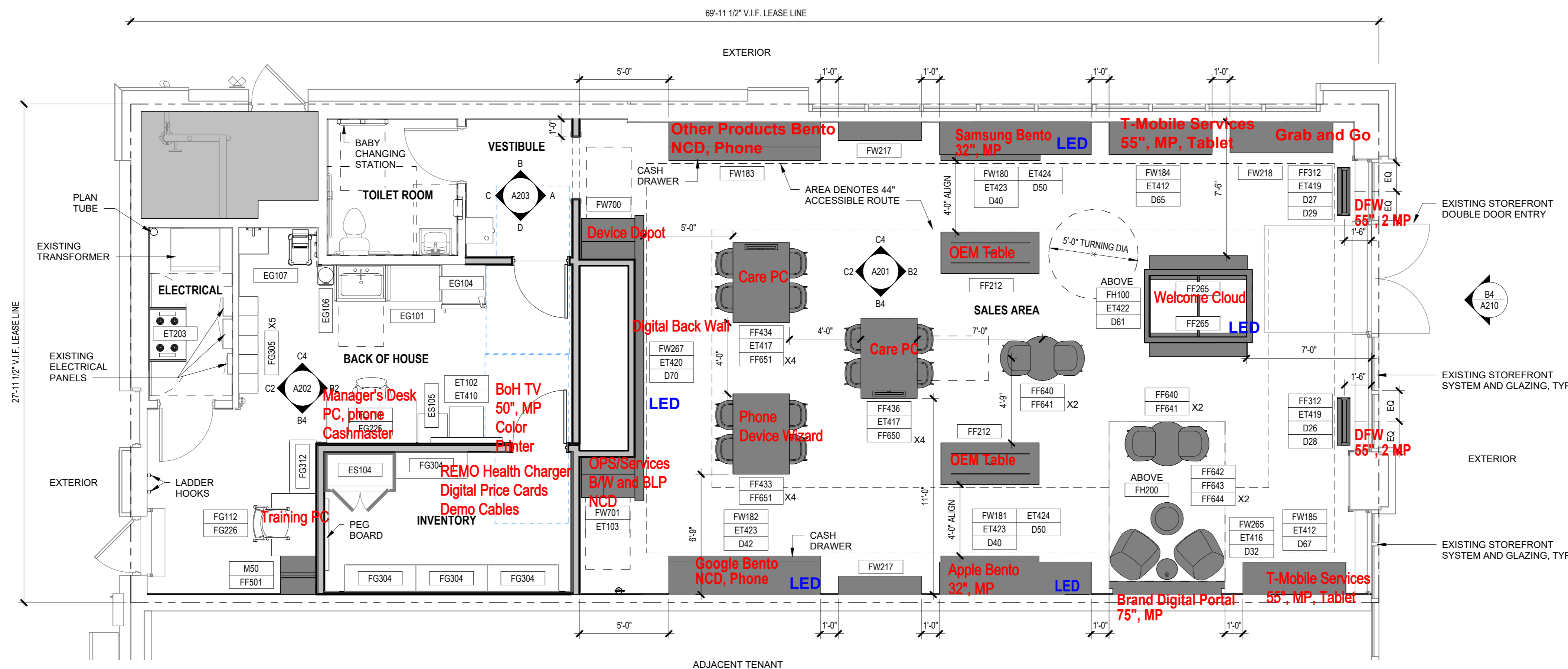
2000 SHAWNEE MISSION PARKWAY, SUITE 100  
MISSION WOODS, KANSAS 66205  
816 502 1500 + WWW.PAD.STUDIO

[illegible]

DATE: 06/26/202  
DRAWN BY: Z

### FURNITURE, FIXTURE, AND EQUIPMENT PLAN

# A141



## 2.4 FURNITURE, FIXTURE, AND EQUIPMENT PLAN

1/4" = 1'-0"

## FIXTURE, FURNITURE AND EQUIPMENT LEGEND

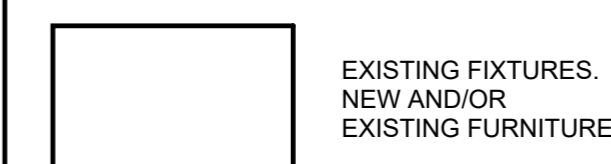
SYMBOL	DESCRIPTION	SYMBOL	DESCRIPTION
EG1##	EQUIPMENT GENERAL	FG1##	FURNITURE GENERAL - TABLE
ES1##	EQUIPMENT SECURITY	FG2##	FURNITURE GENERAL - SEATING
ET1##	EQUIPMENT TECHNOLOGY	FG3##	FURNITURE GENERAL - STORAGE
ET2##	EQUIPMENT TELCO COMMUNICATIONS	FG5##	FURNITURE GENERAL - WALL MOUNTED
FF1##	FLOOR FIXTURE - SALES COUNTER	FG6##	FURNITURE GENERAL - KITCHENETTE
FF2##	FLOOR FIXTURE - FEATURE TABLE	FW1##	FIXTURE WALL - DISPLAY WALL
FF3##	FLOOR FIXTURE - DIGITAL MONITOR	FW2##	FIXTURE WALL - ACCESSORY
FF4##	FLOOR FIXTURE - CONSULTATION TABLE	FW3##	FIXTURE WALL - SYSTEM WALL
FF5##	FLOOR FIXTURE - 2 SIDED FRAME	FW4##	FIXTURE WALL - DIGITAL MONITOR
FF6##	FLOOR FIXTURE - SEATING	FW5##	FIXTURE WALL - WALL GRAPHIC
FF9##	FLOOR FIXTURE - POWER POLE		

TOTAL NUMBER OF POS	0
TOTAL NUMBER OF CASH DRAWER LOCATIONS	2
ALL EQUIPMENT, FINISHES, FIXTURES, FURNITURE, AND GRAPHICS TO BE INSTALLED PER MANUFACTURER'S RECOMMENDATIONS. SEE A600 SERIES SHEETS FOR ALL SCHEDULES.	

## GENERAL NOTES

1. G.C. TO FIELD VERIFY ALL DIMENSIONS AND NOTIFY ARCHITECTS IMMEDIATELY OF ANY DISCREPANCIES OR UNFORESEEN ITEMS NOT SHOWN ON DRAWINGS.
2. G.C. TO VERIFY THAT ADA COUNTERTOPS COMPLY WITH C4/G003.
3. FIXTURES FURNISHED BY T-MOBILE AND INSTALLED BY G.C. OR FIXTURE VENDOR. REFER TO FIXTURE MANUFACTURER INSTRUCTIONS FOR ALL ATTACHMENTS TO WALL AND FLOOR. PROVIDE ALL BLOCKING AND ANCHORS AS REQUIRED.
4. DIMENSIONS ON THIS SHEET ARE FOR FIXTURE LOCATIONS. G.C. TO COORDINATE FLOOR POWER AND/OR POWER POLE LOCATIONS WITH DIMENSIONS ON ELECTRICAL SHEETS.
5. RELOCATE ALL THERMOSTATS AND OTHER WALL MOUNTED DEVICES AS PER LOCAL CODE AS REQUIRED PER NEW FIXTURE LAYOUT. COORDINATE WITH CONSTRUCTION PM/ ARCHITECT.
6. SEE SHEET A604 FOR FIXTURE SCHEDULES. SCHEDULES WILL CLARIFY ANY EXISTING EQUIPMENT TO REMAIN VERSUS NEW FIXTURES TO BE INSTALLED.

## SHEET SYMBOLS



EXISTING AREA N.I.C.



M_Tag	MERCHANDISING CONTENT TAG
F_Tag	FIXTURE TAG
D_Tag	DIGITAL CONTENT TAG

— — — — — LINE TYPE INDICATES ACCESSIBLE CLEARANCE