

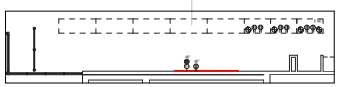

9 POWER PLAN - MODULAR QUEUE
RC1 1/8" = 1'-0"

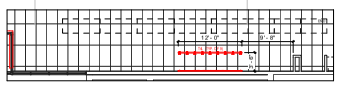

9 REFLECTED CEILING PLAN - MODULAR QUEUE
RC1 1/8" = 1'-0"

LEGEND

- SINGLE POLE SWITCH.
- SINGLE OCCUPANCY SENSOR SWITCH (PIR) (REFER TO TX SPECIFICATIONS FOR PRODUCT INFORMATION).

LEGEND

- RED INDICATES NEW FIXTURE
- BLACK INDICATES EXITING FIXTURE
- INDICATES REWORK OR NEW CONSTRUCTION

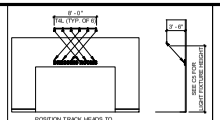

11 DRESSING ROOM ENTRANCE LIGHT
RC1 1/8" = 1'-0"

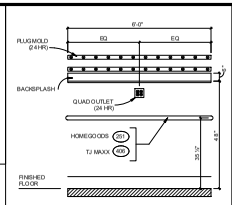

7 DETAIL @ ASSIST. MGR. OFFICE
RC1 NOT TO SCALE

LEGEND

- SIMPLEX RECEPACLE
- SIMPLEX OUTLET
- DUPLEX RECEPTACLE
- DUPLEX COMBINATION OUTLET CENTERLINE 18" AFF UNLESS OTHERWISE NOTED.
- QUADRUPLEX RECEPTACLE
- QUADRUPLEX OUTLET
- QUADRUPLEX RECEPTACLE WITH ISOLATED GROUND
- DUPLEX RECEPTACLE WITH ISOLATED GROUND.
- BLANKED OUTLET WITH 3/4" EMT RUN UP WALL TO ABOVE SUSPENDED CEILING. HEIGHT AS NOTED.
- JUNCTION BOX, TO HEIGHT INDICATED.
- TELEPHONE-DESK SET.
- EMERGENCY TELEPHONE - WALL HUNG, RECESSED
- TELEPHONE-WALL HUNG.
- POWER POLE

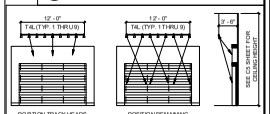

6 MARSHALLS FOCAL WALL LIGHT
RC1 NOT TO SCALE

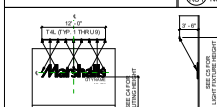

5 LOGO WALL LIGHT POSITIONING
RC1 NOT TO SCALE

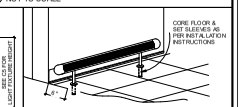

4 CARRIAGE FLOOR BUMPER
RC1 NOT TO SCALE

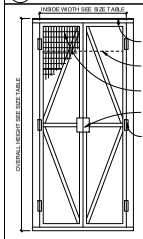

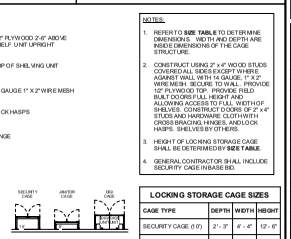

3 LOCKING STORAGE CAGE
RC1 NOT TO SCALE

NOTES:

1. REFER TO **SIZE TABLE** TO DETERMINE DIMENSIONS. WIDTH AND DEPTH ARE INSIDE DIMENSIONS OF THE CAGE STRUCTURE.
2. CONSTRUCT USING 2" x 4" WOOD STUDS AGAINST WALL SIDES EXCEPT WHERE AGAINST WALL WITH 14 GAUGE, 1" x 2" WIRE MESH. SECURE TO WALL. PROVIDE 1/2" PLYWOOD TOP. PROVIDE FIELD BUILT DOORS FULL HEIGHT AND ALLOWING ACCESS TO FULL WIDTH OF SHELVES. CONSTRUCT DOORS OF 2" x 4" STUDS AND HARDWARE CLOTH WITH CROSS BRACING, HINGES, AND LOCK HASPS. SHELVES BY OTHERS.
3. HEIGHT OF LOCKING STORAGE CAGE SHALL BE DETERMINED BY **SIZE TABLE**.
4. GENERAL CONTRACTOR SHALL INCLUDE SECURITY CAGE IN BASE BID.

LOCKING STORAGE CAGE SIZES

CAGE TYPE	DEPTH	WIDTH	HEIGHT
SECURITY CAGE (10')	2' - 3"	6' - 4"	12' - 0"
SECURITY CAGE (8')	2' - 3"	4' - 4"	10' - 0"
JANITOR CAGE	1' - 3"	4' - 4"	8' - 6"
DIGI CAGE	2' - 1"	5' - 4"	8' - 6"

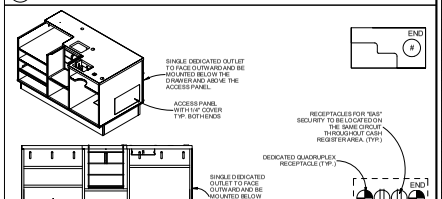

2 SINGLE Q CHECK OUT STAND ELEVATION 'A' @ END CHECK OUT (TYPICAL)
RC1 NOT TO SCALE

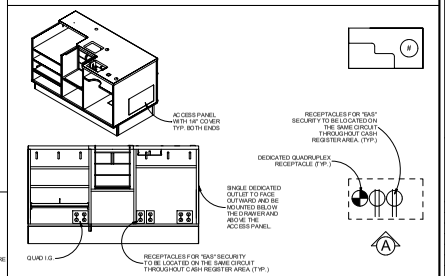

1 SINGLE Q CHECK OUT STAND ELEVATION 'A' @ CHECK OUT (TYPICAL)
RC1 NOT TO SCALE

AREA ANALYSIS

First Level		
Sales	82%	36,191.4 SF
Supports	18%	8,214.5 SF
GROUND COVER		44,927 SF

STORE INFORMATION

REAL ESTATE APPROVAL:
STORE VOLUME:
FIELD COMMENTS:

CEILING HEIGHT:	12'-0" A.F.F.
INFIELD SOFFIT:	12'-0" A.F.F.
FRONTLINE SOFFIT:	10'-11" A.F.F.

NO.	DESCRIPTION	DATE

Marshalls
770 Cochituate Road | Framingham, MA 01701

LOVELAND, CO

FIXTURE PLAN

Deal Type	REMODEL
Store Number	0326
Project Start Date	1/03/2023
Planned By	EL
Criteria Set By	PGP
Checked By	DEM

RC1

Scale 1/8" = 1'-0"